












Code	Title	Responsible Officer	Aggregation	Period	Unit	Trend	Period			YTD			Comment
							Target	Actual	RAG	Target	Actual	RAG	
KPI_001	# Staff trained in Module 1	Joe Smith	Average	Month	#	↑	50	99	 GREEN	50	76	 GREEN	
KPI_018	% of new developments exceeding the minimum energy efficiency rating	Joe Smith	Average	Quarter	%	↓	90	50	 RED	90	65	 RED	
KPI_024	% of the community that feel that Council represents their community and provide strong leadership	Nathan Roberts	Average	Month	%	↓	89	80	 RED	89	80	 RED	
KPI_014	% Staff Trained on Module 3	Jason Gardner	Average	Month	%	↓	100	87	 RED	95	86	 RED	
KPI_032	% variation operations budget	Allison Davies	Average	Month	%	↓	100	86	 RED	95	86	 GREEN	
	Number of Council resolutions made at ordinary or special meetings of Council or at meetings of a special committee consisting only of Councillors	Joe Smith	Average	Quarter	#	↓	8	8	 GREEN	8	9	 GREEN	
	Number of council resolutions made at ordinary or special meetings of Council, or at meetings of a special committee consisting only of Councillors closed to the public	Lynda Cull	Average	Quarter	#	↓	190	200	 RED	190	200	 RED	