



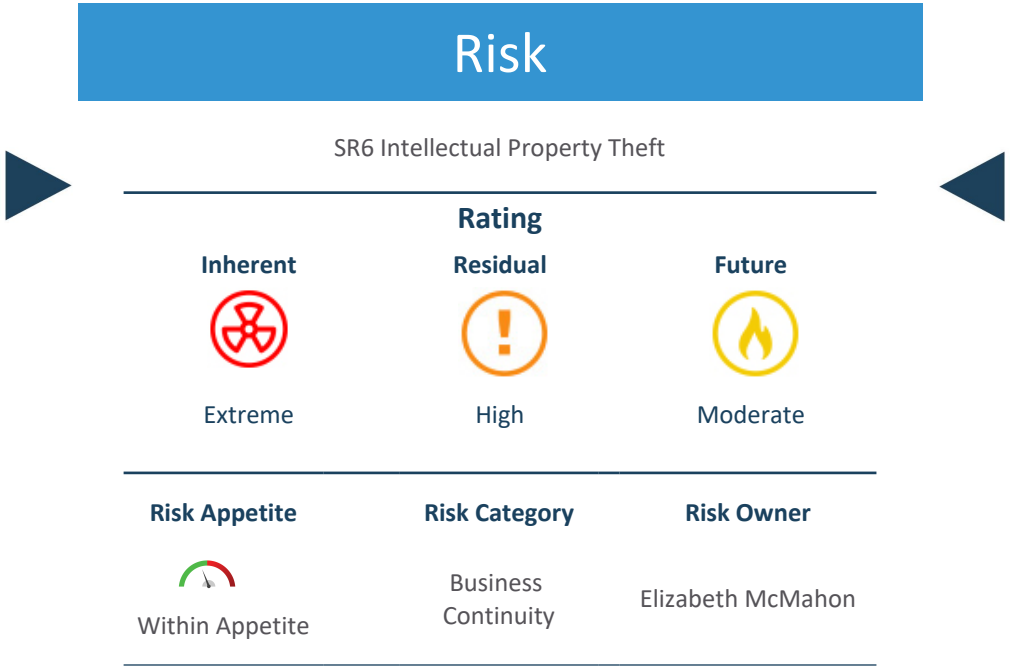
Bow Tie Report

Atlantis Inc.

camms**risk**

Print Date: 04-Aug-2021

Causes	
ID	Description
1	Inadequate HR policies to prevent loss or theft of IP
2	Theft of critical information by external party
3	Inadequate ICT systems and practices to prevent loss or theft of IP
4	Failure to monitor critical plant and equipment



Consequences	
ID	Description
A	Impact to reputation due to loss of customer information
B	External inquiries and investigations
C	Loss of revenue
D	Opportunity cost for time/money that could have been spent elsewhere

Controls				
Control Title	Control Type	Control Owner	Control Effectiveness	Linked Causes/Consequences ID
Proactively monitor infrastructure for data breaches and theft	Detective	Clarke Chan	Largely Ineffective	
Controlled access to offices and other data storage sites	Preventive	Elizabeth McMahon	Substantially Effective	1,3
Controlled access to offices and other data storage sites	Preventive	Elizabeth McMahon	Substantially Effective	1,3
Mechanisms exist to establish, maintain and disseminate cybersecurity and privacy policies, standards and procedures.	Preventive	Joe Smith	Substantially Effective	
Mechanisms exist to incorporate lessons learned from analyzing and resolving cybersecurity and privacy incidents to reduce the likelihood or impact of future incidents.	Corrective	James Hunt	Fully Effective	
Safeguarding of assets	Corrective	Elizabeth McMahon		

Risk Treatment Actions			
Action Title	Responsible Officer	Status	Due Date

Related Records
KPI - # of cyber attacks, 01 Oct 2020 To 31 Oct 2020, OffTrack
KPI - # of cyber attacks, 01 Aug 2018 To 31 Aug 2018, OffTrack
KPI - # of cyber attacks, 01 Apr 2020 To 30 Apr 2020, OnTrack
KPI - # of cyber attacks, 01 Nov 2021 To 30 Nov 2021, OffTrack
KPI - # of cyber attacks, 01 Dec 2019 To 31 Dec 2019, OnTrack
KPI - # of cyber attacks, 01 Aug 2021 To 31 Aug 2021, OnTrack

KPI - # of cyber attacks, 01 Jan 2021 To 31 Jan 2021, OnTrack
KPI - # of cyber attacks, 01 Oct 2019 To 31 Oct 2019, OnTrack
KPI - # of cyber attacks, 01 Jan 2020 To 31 Jan 2020, OnTrack
KPI - # of cyber attacks, 01 Nov 2020 To 30 Nov 2020, OffTrack
KPI - # of cyber attacks, 01 Mar 2021 To 31 Mar 2021, OnTrack
KPI - # of cyber attacks, 01 Apr 2021 To 30 Apr 2021, OnTrack
KPI - # of cyber attacks, 01 Dec 2020 To 31 Dec 2020, OnTrack
KPI - # of cyber attacks, 01 Aug 2020 To 31 Aug 2020, OffTrack
KPI - # of cyber attacks, 01 Jan 2019 To 31 Jan 2019, OnTrack
KPI - # of cyber attacks, 01 May 2022 To 31 May 2022, OnTrack
KPI - # of cyber attacks, 01 Jun 2021 To 30 Jun 2021, OnTrack
KPI - # of cyber attacks, 01 Jul 2020 To 31 Jul 2020, OnTrack
KPI - # of cyber attacks, 01 Jul 2019 To 31 Jul 2019, OnTrack
KPI - # of cyber attacks, 01 Oct 2018 To 31 Oct 2018, OnTrack
KPI - # of cyber attacks, 01 Apr 2022 To 30 Apr 2022, OnTrack
KPI - # of cyber attacks, 01 Aug 2019 To 31 Aug 2019, OffTrack
KPI - # of cyber attacks, 01 Jul 2018 To 31 Jul 2018, OnTrack
KPI - # of cyber attacks, 01 Jan 2022 To 31 Jan 2022, OnTrack
KPI - # of IP loss incidents, 01 Dec 2021 To 31 Dec 2021, OffTrack
KPI - # of IP loss incidents, 01 Jan 2022 To 31 Jan 2022, OffTrack
KPI - # of IP loss incidents, 01 Sep 2019 To 30 Sep 2019, OnTrack
KPI - # of IP loss incidents, 01 Mar 2022 To 31 Mar 2022, OffTrack
KPI - # of IP loss incidents, 01 Aug 2018 To 31 Aug 2018, OnTrack
KPI - # of IP loss incidents, 01 Oct 2019 To 31 Oct 2019, OnTrack
KPI - # of IP loss incidents, 01 Jun 2021 To 30 Jun 2021, OnTrack
KPI - # of IP loss incidents, 01 Mar 2020 To 31 Mar 2020, OnTrack
KPI - # of IP loss incidents, 01 Nov 2019 To 30 Nov 2019, OffTrack
KPI - # of IP loss incidents, 01 Oct 2018 To 31 Oct 2018, OnTrack
KPI - # of IP loss incidents, 01 Jun 2019 To 30 Jun 2019, OffTrack
KPI - # of IP loss incidents, 01 Jul 2018 To 31 Jul 2018, OnTrack
KPI - # of IP loss incidents, 01 Dec 2018 To 31 Dec 2018, OffTrack
KPI - # of IP loss incidents, 01 May 2022 To 31 May 2022, OffTrack
KPI - # of IP loss incidents, 01 Jan 2020 To 31 Jan 2020, OffTrack
KPI - # of IP loss incidents, 01 Dec 2020 To 31 Dec 2020, OffTrack

KPI - # of IP loss incidents, 01 Jan 2021 To 31 Jan 2021, OnTrack
KPI - # of IP loss incidents, 01 Apr 2022 To 30 Apr 2022, OffTrack
KPI - # of IP loss incidents, 01 Apr 2021 To 30 Apr 2021, OffTrack
KPI - # of IP loss incidents, 01 Mar 2021 To 31 Mar 2021, OffTrack
KPI - # of IP loss incidents, 01 Apr 2019 To 30 Apr 2019, OnTrack
KPI - # of IP loss incidents, 01 Jun 2022 To 30 Jun 2022, OffTrack
KPI - # of IP loss incidents, 01 Jul 2019 To 31 Jul 2019, OnTrack
KPI - # of IP loss incidents, 01 Oct 2021 To 31 Oct 2021, OffTrack
KPI - # of IP loss incidents, 01 Aug 2019 To 31 Aug 2019, OnTrack
KPI - # of IP loss incidents, 01 Aug 2020 To 31 Aug 2020, OffTrack
KPI - # of IP loss incidents, 01 Dec 2019 To 31 Dec 2019, OffTrack
KPI - # of IP loss incidents, 01 Nov 2018 To 30 Nov 2018, OffTrack
KPI - # of IP loss incidents, 01 Feb 2022 To 28 Feb 2022, OffTrack
KPI - # of IP loss incidents, 01 Apr 2020 To 30 Apr 2020, OnTrack
KPI - # of IP loss incidents, 01 Mar 2019 To 31 Mar 2019, OnTrack
KPI - # of IP loss incidents, 01 Feb 2021 To 28 Feb 2021, OffTrack
KPI - # of IP loss incidents, 01 Sep 2018 To 30 Sep 2018, OnTrack
KPI - # of IP loss incidents, 01 Nov 2020 To 30 Nov 2020, OnTrack
KPI - # of IP loss incidents, 01 Jun 2020 To 30 Jun 2020, OffTrack
KPI - # of IP loss incidents, 01 Nov 2021 To 30 Nov 2021, OffTrack
KPI - # of IP loss incidents, 01 Feb 2020 To 29 Feb 2020, OffTrack
Audit - OHS Audit 2021 - High
KPI - # of returning IT issues, 01 Oct 2021 To 31 Oct 2021, OnTrack
KPI - # of returning IT issues, 01 Sep 2021 To 30 Sep 2021, OnTrack
KPI - # of returning IT issues, 01 Dec 2020 To 31 Dec 2020, Monitor
KPI - # of returning IT issues, 01 Jun 2021 To 30 Jun 2021, OnTrack
KPI - # of returning IT issues, 01 Apr 2021 To 30 Apr 2021, OnTrack
KPI - # of returning IT issues, 01 Apr 2020 To 30 Apr 2020, OnTrack
KPI - # of returning IT issues, 01 Feb 2020 To 29 Feb 2020, OnTrack
KPI - # of returning IT issues, 01 Nov 2021 To 30 Nov 2021, OnTrack
KPI - # of returning IT issues, 01 Nov 2020 To 30 Nov 2020, OffTrack
KPI - # of returning IT issues, 01 Aug 2020 To 31 Aug 2020, Monitor
KPI - # of returning IT issues, 01 Feb 2021 To 28 Feb 2021, OnTrack
KPI - # of returning IT issues, 01 Dec 2021 To 31 Dec 2021, OnTrack

KPI - # of returning IT issues, 01 Mar 2022 To 31 Mar 2022, OnTrack
KPI - # of cyber attacks, 01 Mar 2020 To 31 Mar 2020, OffTrack
KPI - # of cyber attacks, 01 Dec 2018 To 31 Dec 2018, OnTrack
KPI - # of cyber attacks, 01 Jul 2021 To 31 Jul 2021, OnTrack
KPI - # of cyber attacks, 01 Feb 2020 To 29 Feb 2020, OffTrack
KPI - # of cyber attacks, 01 Mar 2022 To 31 Mar 2022, OnTrack
KPI - # of cyber attacks, 01 Jun 2022 To 30 Jun 2022, OnTrack
KPI - # of cyber attacks, 01 Feb 2022 To 28 Feb 2022, OnTrack
KPI - # of cyber attacks, 01 May 2021 To 31 May 2021, OnTrack
KPI - # of cyber attacks, 01 Sep 2021 To 30 Sep 2021, OnTrack
KPI - # of cyber attacks, 01 Oct 2021 To 31 Oct 2021, OffTrack
KPI - # of cyber attacks, 01 Jun 2019 To 30 Jun 2019, OffTrack
KPI - # of cyber attacks, 01 May 2019 To 31 May 2019, OffTrack
KPI - # of cyber attacks, 01 Feb 2019 To 28 Feb 2019, OffTrack
KPI - # of cyber attacks, 01 Nov 2019 To 30 Nov 2019, OffTrack
KPI - # of cyber attacks, 01 Nov 2018 To 30 Nov 2018, OffTrack
KPI - # of cyber attacks, 01 Apr 2019 To 30 Apr 2019, OnTrack
KPI - # of cyber attacks, 01 Sep 2020 To 30 Sep 2020, OffTrack
KPI - # of cyber attacks, 01 Jun 2020 To 30 Jun 2020, OffTrack
KPI - # of cyber attacks, 01 May 2020 To 31 May 2020, OffTrack
KPI - # of cyber attacks, 01 Sep 2018 To 30 Sep 2018, OnTrack
KPI - # of cyber attacks, 01 Dec 2021 To 31 Dec 2021, OffTrack
KPI - # of cyber attacks, 01 Mar 2019 To 31 Mar 2019, OffTrack
KPI - # of cyber attacks, 01 Feb 2021 To 28 Feb 2021, OnTrack
KPI - # of cyber attacks, 01 Sep 2019 To 30 Sep 2019, OnTrack
KPI - # of IP loss incidents, 01 May 2019 To 31 May 2019, OnTrack
KPI - # of IP loss incidents, 01 Feb 2019 To 28 Feb 2019, OffTrack
KPI - # of IP loss incidents, 01 Jul 2021 To 31 Jul 2021, OffTrack
KPI - # of IP loss incidents, 01 Jul 2020 To 31 Jul 2020, OnTrack
KPI - # of IP loss incidents, 01 Aug 2021 To 31 Aug 2021, OffTrack
KPI - # of IP loss incidents, 01 Jan 2019 To 31 Jan 2019, OffTrack
KPI - # of IP loss incidents, 01 Sep 2021 To 30 Sep 2021, OffTrack
KPI - # of IP loss incidents, 01 May 2020 To 31 May 2020, OnTrack
KPI - # of IP loss incidents, 01 Sep 2020 To 30 Sep 2020, OnTrack

KPI - # of IP loss incidents, 01 May 2021 To 31 May 2021, OnTrack
KPI - # of IP loss incidents, 01 Oct 2020 To 31 Oct 2020, OffTrack
KPI - # of Critical IT system related issues , 01 Mar 2020 To 31 Mar 2020, OnTrack
KPI - # of Critical IT system related issues , 01 Jul 2020 To 31 Jul 2020, OffTrack
KPI - # of Critical IT system related issues , 01 Nov 2019 To 30 Nov 2019, OnTrack
KPI - # of Critical IT system related issues , 01 Aug 2019 To 31 Aug 2019, OnTrack
KPI - # of Critical IT system related issues , 01 Dec 2019 To 31 Dec 2019, OnTrack
KPI - # of Critical IT system related issues , 01 Mar 2021 To 31 Mar 2021, OffTrack
KPI - # of Critical IT system related issues , 01 Oct 2019 To 31 Oct 2019, OnTrack
KPI - # of Critical IT system related issues , 01 Apr 2022 To 30 Apr 2022, OffTrack
KPI - # of Critical IT system related issues , 01 Sep 2020 To 30 Sep 2020, OffTrack
KPI - # of Critical IT system related issues , 01 May 2022 To 31 May 2022, OffTrack
KPI - # of Critical IT system related issues , 01 Jan 2020 To 31 Jan 2020, OnTrack
KPI - # of Critical IT system related issues , 01 Jan 2021 To 31 Jan 2021, OffTrack
KPI - # of Critical IT system related issues , 01 Jun 2022 To 30 Jun 2022, OffTrack
KPI - # of Critical IT system related issues , 01 Nov 2021 To 30 Nov 2021, OffTrack
KPI - # of Critical IT system related issues , 01 Jun 2021 To 30 Jun 2021, OffTrack
KPI - # of Critical IT system related issues , 01 Oct 2021 To 31 Oct 2021, OffTrack
KPI - # of Critical IT system related issues , 01 Aug 2021 To 31 Aug 2021, OffTrack
KPI - # of Critical IT system related issues , 01 May 2021 To 31 May 2021, OffTrack
KPI - # of Critical IT system related issues , 01 Aug 2020 To 31 Aug 2020, OffTrack
KPI - # of Critical IT system related issues , 01 Sep 2019 To 30 Sep 2019, OnTrack
KPI - # of Critical IT system related issues , 01 Jun 2021 To 30 Jun 2021, OffTrack
KPI - # of Critical IT system related issues , 01 Apr 2021 To 30 Apr 2021, OffTrack
KPI - # of Critical IT system related issues , 01 Mar 2021 To 31 Mar 2021, OffTrack
KPI - # of Critical IT system related issues , 01 Feb 2021 To 28 Feb 2021, OffTrack
KPI - # of Critical IT system related issues , 01 Dec 2020 To 31 Dec 2020, OffTrack
KPI - # of Critical IT system related issues , 01 Jul 2020 To 31 Jul 2020, OffTrack
KPI - # of Critical IT system related issues , 01 May 2020 To 31 May 2020, OnTrack
KPI - # of Critical IT system related issues , 01 May 2021 To 31 May 2021, OffTrack
KPI - # of Critical IT system related issues , 01 Oct 2020 To 31 Oct 2020, OffTrack
KPI - # of Critical IT system related issues , 01 Apr 2021 To 30 Apr 2021, OffTrack
KPI - # of Critical IT system related issues , 01 Apr 2020 To 30 Apr 2020, OnTrack
KPI - # of Critical IT system related issues , 01 Dec 2020 To 31 Dec 2020, OffTrack

KPI - # of Critical IT system related issues , 01 Sep 2020 To 30 Sep 2020, OffTrack
KPI - # of Critical IT system related issues , 01 Jul 2019 To 31 Jul 2019, OnTrack
KPI - # of Critical IT system related issues , 01 Jan 2022 To 31 Jan 2022, OffTrack
KPI - # of Critical IT system related issues , 01 Dec 2021 To 31 Dec 2021, OffTrack
KPI - # of Critical IT system related issues , 01 Jan 2021 To 31 Jan 2021, OffTrack
KPI - # of Critical IT system related issues , 01 Feb 2022 To 28 Feb 2022, OffTrack
KPI - # of Critical IT system related issues , 01 Nov 2020 To 30 Nov 2020, OnTrack
KPI - # of Critical IT system related issues , 01 Mar 2022 To 31 Mar 2022, OffTrack
KPI - # of Critical IT system related issues , 01 Aug 2020 To 31 Aug 2020, OffTrack
KPI - # of Critical IT system related issues , 01 Feb 2021 To 28 Feb 2021, OffTrack
KPI - # of Critical IT system related issues , 01 Nov 2020 To 30 Nov 2020, OnTrack
KPI - # of Critical IT system related issues , 01 Feb 2020 To 29 Feb 2020, OnTrack
KPI - # of Critical IT system related issues , 01 Oct 2020 To 31 Oct 2020, OffTrack
KPI - # of Critical IT system related issues , 01 Jul 2021 To 31 Jul 2021, OffTrack
KPI - # of Critical IT system related issues , 01 Sep 2021 To 30 Sep 2021, OffTrack
KPI - # of Critical IT system related issues , 01 Jun 2020 To 30 Jun 2020, OnTrack
KPI - # of returning IT issues, 01 Feb 2022 To 28 Feb 2022, OnTrack
KPI - # of returning IT issues, 01 Dec 2019 To 31 Dec 2019, OffTrack
KPI - # of returning IT issues, 01 Jan 2021 To 31 Jan 2021, OffTrack
KPI - # of returning IT issues, 01 Aug 2019 To 31 Aug 2019, OnTrack
KPI - # of returning IT issues, 01 Sep 2019 To 30 Sep 2019, OnTrack
KPI - # of returning IT issues, 01 May 2022 To 31 May 2022, OnTrack
KPI - # of returning IT issues, 01 Sep 2020 To 30 Sep 2020, Monitor
KPI - # of returning IT issues, 01 May 2020 To 31 May 2020, OnTrack
KPI - # of returning IT issues, 01 Jan 2022 To 31 Jan 2022, OnTrack
KPI - # of returning IT issues, 01 Apr 2022 To 30 Apr 2022, OnTrack
KPI - # of returning IT issues, 01 Oct 2020 To 31 Oct 2020, OffTrack
KPI - # of returning IT issues, 01 Aug 2021 To 31 Aug 2021, OnTrack
KPI - # of returning IT issues, 01 Mar 2021 To 31 Mar 2021, Monitor
KPI - # of returning IT issues, 01 Jul 2020 To 31 Jul 2020, OnTrack
KPI - # of returning IT issues, 01 Oct 2019 To 31 Oct 2019, OnTrack
KPI - # of returning IT issues, 01 Mar 2020 To 31 Mar 2020, OnTrack
KPI - # of returning IT issues, 01 Jun 2022 To 30 Jun 2022, OnTrack
KPI - # of returning IT issues, 01 Jan 2020 To 31 Jan 2020, OnTrack

KPI - # of returning IT issues, 01 Jul 2021 To 31 Jul 2021, OnTrack
KPI - # of returning IT issues, 01 Jun 2020 To 30 Jun 2020, OnTrack
KPI - # of returning IT issues, 01 May 2021 To 31 May 2021, OnTrack
KPI - # of returning IT issues, 01 Jul 2019 To 31 Jul 2019, OnTrack
KPI - # of returning IT issues, 01 Nov 2019 To 30 Nov 2019, OnTrack

Causes	
ID	Description
1	Lack of knowledge of IP protection from staff
2	Misunderstood mission
3	Inadequate HR policies to prevent loss or theft of IP
4	Lack of consensus on the nature of problems facing the team
5	Failure to monitor critical plant and equipment
6	Requirement changes across specialties.



Consequences	
ID	Description
A	Financial loss due to poorer operational success
B	Financial and operational harm
C	Opportunity cost for time/money that could have been spent elsewhere
D	Employees health problems
E	Legal Repercussions
F	People lose trust over the organisation

Controls				
Control Title	Control Type	Control Owner	Control Effectiveness	Linked Causes/ Consequences ID
Mechanisms exist to facilitate the implementation of operational security controls.	Preventive	James Hunt	Largely Ineffective	
Mechanisms exist to develop, report and monitor cybersecurity and privacy program measures of performance.	Preventive	David Murray	Largely Ineffective	
Restrict access to sensitive commercial data in line with Principle of Least Privilege (POLP)	Preventive	David Murray	Partially Effective	
Proactively monitor infrastructure for data breaches and theft	Corrective	Tom Jones	Partially Effective	3,5
Controlled access to offices and other data storage sites	Preventive	Susan Wright	Partially Effective	3/C
Data loss incident management system	Detective	Joe Smith	Substantially Effective	6/C
ICT asset evaluation and renewal system	Detective	Riccardo Melton	Fully Effective	A

Risk Treatment Actions			
Action Title	Responsible Officer	Status	Due Date
Develop and Implement policies to address the risk of people bringing personal devices to work.	Joe Smith	In Progress - 91%	31 Jul, 2020
Encryption to be installed on all company laptops, mobile devices and removable media	Clarke Chan	In Progress - 93%	29 May, 2020
Establish procedures for the management and operation of all information processing resources in the control systems domain	Tom Jones	Completed - 100%	18 Jul, 2020
Implement restriction to the USB Ports	David Murray	In Progress - 67%	09 Oct, 2021

Related Records	
KPI	- # of IP loss incidents, 01 Dec 2021 To 31 Dec 2021, OffTrack
KPI	- # of IP loss incidents, 01 Jan 2022 To 31 Jan 2022, OffTrack
KPI	- # of IP loss incidents, 01 Sep 2019 To 30 Sep 2019, OnTrack
KPI	- # of IP loss incidents, 01 Mar 2022 To 31 Mar 2022, OffTrack
KPI	- # of IP loss incidents, 01 Aug 2018 To 31 Aug 2018, OnTrack

KPI - # of IP loss incidents, 01 Oct 2019 To 31 Oct 2019, OnTrack
KPI - # of IP loss incidents, 01 Jun 2021 To 30 Jun 2021, OnTrack
KPI - # of IP loss incidents, 01 Mar 2020 To 31 Mar 2020, OnTrack
KPI - # of IP loss incidents, 01 Nov 2019 To 30 Nov 2019, OffTrack
KPI - # of IP loss incidents, 01 Oct 2018 To 31 Oct 2018, OnTrack
KPI - # of IP loss incidents, 01 Jun 2019 To 30 Jun 2019, OffTrack
KPI - # of IP loss incidents, 01 Jul 2018 To 31 Jul 2018, OnTrack
KPI - # of IP loss incidents, 01 Dec 2018 To 31 Dec 2018, OffTrack
KPI - # of IP loss incidents, 01 May 2022 To 31 May 2022, OffTrack
KPI - # of IP loss incidents, 01 Jan 2020 To 31 Jan 2020, OffTrack
KPI - # of IP loss incidents, 01 Dec 2020 To 31 Dec 2020, OffTrack
KPI - # of IP loss incidents, 01 Jan 2021 To 31 Jan 2021, OnTrack
KPI - # of IP loss incidents, 01 Apr 2022 To 30 Apr 2022, OffTrack
KPI - # of IP loss incidents, 01 Apr 2021 To 30 Apr 2021, OffTrack
KPI - # of IP loss incidents, 01 Mar 2021 To 31 Mar 2021, OffTrack
KPI - # of IP loss incidents, 01 Apr 2019 To 30 Apr 2019, OnTrack
KPI - # of IP loss incidents, 01 Jun 2022 To 30 Jun 2022, OffTrack
KPI - # of IP loss incidents, 01 Jul 2019 To 31 Jul 2019, OnTrack
KPI - # of IP loss incidents, 01 Oct 2021 To 31 Oct 2021, OffTrack
KPI - # of IP loss incidents, 01 Aug 2019 To 31 Aug 2019, OnTrack
KPI - # of IP loss incidents, 01 Aug 2020 To 31 Aug 2020, OffTrack
KPI - # of IP loss incidents, 01 Dec 2019 To 31 Dec 2019, OffTrack
KPI - # of IP loss incidents, 01 Nov 2018 To 30 Nov 2018, OffTrack
KPI - # of IP loss incidents, 01 Feb 2022 To 28 Feb 2022, OffTrack
KPI - # of IP loss incidents, 01 Apr 2020 To 30 Apr 2020, OnTrack
KPI - # of IP loss incidents, 01 Mar 2019 To 31 Mar 2019, OnTrack
KPI - # of IP loss incidents, 01 Feb 2021 To 28 Feb 2021, OffTrack
KPI - # of IP loss incidents, 01 Sep 2018 To 30 Sep 2018, OnTrack
KPI - # of IP loss incidents, 01 Nov 2020 To 30 Nov 2020, OnTrack
KPI - # of IP loss incidents, 01 Jun 2020 To 30 Jun 2020, OffTrack
KPI - # of IP loss incidents, 01 Nov 2021 To 30 Nov 2021, OffTrack
KPI - # of IP loss incidents, 01 Feb 2020 To 29 Feb 2020, OffTrack
KPI - # of IP loss incidents, 01 May 2019 To 31 May 2019, OnTrack
KPI - # of IP loss incidents, 01 Feb 2019 To 28 Feb 2019, OffTrack

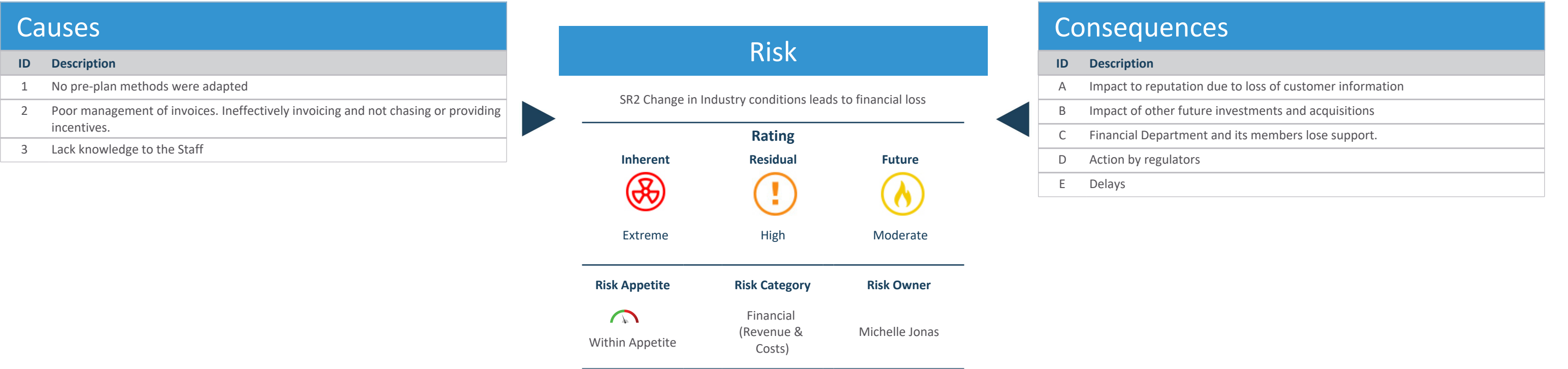
KPI - # of IP loss incidents, 01 Jul 2021 To 31 Jul 2021, OffTrack
KPI - # of IP loss incidents, 01 Jul 2020 To 31 Jul 2020, OnTrack
KPI - # of IP loss incidents, 01 Aug 2021 To 31 Aug 2021, OffTrack
KPI - # of IP loss incidents, 01 Jan 2019 To 31 Jan 2019, OffTrack
KPI - # of IP loss incidents, 01 Sep 2021 To 30 Sep 2021, OffTrack
KPI - # of IP loss incidents, 01 May 2020 To 31 May 2020, OnTrack
KPI - # of IP loss incidents, 01 Sep 2020 To 30 Sep 2020, OnTrack
KPI - # of IP loss incidents, 01 May 2021 To 31 May 2021, OnTrack
KPI - # of IP loss incidents, 01 Oct 2020 To 31 Oct 2020, OffTrack
Risk - OR2 Inefficient document control process results in the accidental release of sensitive, confidential data - Low
Hierarchy - CEO Dashboard > Level 1 > CEO Dashboard
Hierarchy - Location > Region > UK
Hierarchy - Location > Region > North
Hierarchy - Location > Region > Southern
Hierarchy - CEO Dashboard > Level 2 > Key Risks
Audit - Crisis Management - Medium
Audit - Security / Audit Trails - High
Audit - ISO 27001:2011 - Information security management audit - High
Recommendations - Password changes should be system enforced and occur at least every 2 months, with strict password policy in place - In Progress
Recommendations - Assign ownership of the Crisis Policy, and other related crisis management procedures and tools to Risk Management or other appropriate group. - In Progress
Recommendations - Atlantis should implement restriction on USB ports for all office laptops or devices - Not Started
Recommendations - Implement a security system where the Audit trail feature is available - In Progress
Hierarchy - Location > Region > Eastern
Hierarchy - CEO Dashboard > Level 2 > Key Priorities
Hierarchy - CEO Dashboard > Level 2 > Key Metrics
Hierarchy - Location > Territory > EMEA
Hierarchy - Location > Territory > APAC
Hierarchy - Location > Region > South
Hierarchy - Location > Region > Middle East
Hierarchy - Location > Global > Global
KPI - # of cyber attacks, 01 Mar 2020 To 31 Mar 2020, OffTrack
KPI - # of cyber attacks, 01 Dec 2018 To 31 Dec 2018, OnTrack
KPI - # of cyber attacks, 01 Jul 2021 To 31 Jul 2021, OnTrack
KPI - # of cyber attacks, 01 Feb 2020 To 29 Feb 2020, OffTrack

KPI - # of cyber attacks, 01 Mar 2022 To 31 Mar 2022, OnTrack
KPI - # of cyber attacks, 01 Jun 2022 To 30 Jun 2022, OnTrack
KPI - # of cyber attacks, 01 Feb 2022 To 28 Feb 2022, OnTrack
KPI - # of cyber attacks, 01 May 2021 To 31 May 2021, OnTrack
KPI - # of cyber attacks, 01 Sep 2021 To 30 Sep 2021, OnTrack
KPI - # of cyber attacks, 01 Oct 2021 To 31 Oct 2021, OffTrack
KPI - # of cyber attacks, 01 Jun 2019 To 30 Jun 2019, OffTrack
KPI - # of cyber attacks, 01 May 2019 To 31 May 2019, OffTrack
KPI - # of cyber attacks, 01 Feb 2019 To 28 Feb 2019, OffTrack
KPI - # of cyber attacks, 01 Nov 2019 To 30 Nov 2019, OffTrack
KPI - # of cyber attacks, 01 Nov 2018 To 30 Nov 2018, OffTrack
KPI - # of cyber attacks, 01 Apr 2019 To 30 Apr 2019, OnTrack
KPI - # of cyber attacks, 01 Sep 2020 To 30 Sep 2020, OffTrack
KPI - # of cyber attacks, 01 Jun 2020 To 30 Jun 2020, OffTrack
KPI - # of cyber attacks, 01 May 2020 To 31 May 2020, OffTrack
KPI - # of cyber attacks, 01 Sep 2018 To 30 Sep 2018, OnTrack
KPI - # of cyber attacks, 01 Dec 2021 To 31 Dec 2021, OffTrack
KPI - # of cyber attacks, 01 Mar 2019 To 31 Mar 2019, OffTrack
KPI - # of cyber attacks, 01 Feb 2021 To 28 Feb 2021, OnTrack
KPI - # of cyber attacks, 01 Sep 2019 To 30 Sep 2019, OnTrack
KPI - # of cyber attacks, 01 Oct 2020 To 31 Oct 2020, OffTrack
KPI - # of cyber attacks, 01 Aug 2018 To 31 Aug 2018, OffTrack
KPI - # of cyber attacks, 01 Apr 2020 To 30 Apr 2020, OnTrack
KPI - # of cyber attacks, 01 Nov 2021 To 30 Nov 2021, OffTrack
KPI - # of cyber attacks, 01 Dec 2019 To 31 Dec 2019, OnTrack
KPI - # of cyber attacks, 01 Aug 2021 To 31 Aug 2021, OnTrack
KPI - # of cyber attacks, 01 Jan 2021 To 31 Jan 2021, OnTrack
KPI - # of cyber attacks, 01 Oct 2019 To 31 Oct 2019, OnTrack
KPI - # of cyber attacks, 01 Jan 2020 To 31 Jan 2020, OnTrack
KPI - # of cyber attacks, 01 Nov 2020 To 30 Nov 2020, OffTrack
KPI - # of cyber attacks, 01 Mar 2021 To 31 Mar 2021, OnTrack
KPI - # of cyber attacks, 01 Apr 2021 To 30 Apr 2021, OnTrack
KPI - # of cyber attacks, 01 Dec 2020 To 31 Dec 2020, OnTrack
KPI - # of cyber attacks, 01 Aug 2020 To 31 Aug 2020, OffTrack

KPI - # of cyber attacks, 01 Jan 2019 To 31 Jan 2019, OnTrack
KPI - # of cyber attacks, 01 May 2022 To 31 May 2022, OnTrack
KPI - # of cyber attacks, 01 Jun 2021 To 30 Jun 2021, OnTrack
KPI - # of cyber attacks, 01 Jul 2020 To 31 Jul 2020, OnTrack
KPI - # of cyber attacks, 01 Jul 2019 To 31 Jul 2019, OnTrack
KPI - # of cyber attacks, 01 Oct 2018 To 31 Oct 2018, OnTrack
KPI - # of cyber attacks, 01 Apr 2022 To 30 Apr 2022, OnTrack
KPI - # of cyber attacks, 01 Aug 2019 To 31 Aug 2019, OffTrack
KPI - # of cyber attacks, 01 Jul 2018 To 31 Jul 2018, OnTrack
KPI - # of cyber attacks, 01 Jan 2022 To 31 Jan 2022, OnTrack
Incident - BI - 7 - Data Loss arising from IT System Malfunction, 09 Oct 2019
Incident - BI - 8 - Noted failure to report a fraudulent transaction, 11 Jul 2018
Incident - BI - 5 - The system was access by an unauthorised third party, 03 Sep 2020
Incident - BI - 1 - A networking device crashes, bringing down several services, 26 Nov 2020
Incident - BI - 18 - Data loss arising from IT malfunction, 08 Mar 2021
Compliances - CMS - 3, Enabling individuals to access their personal information, Non-compliant
Compliances - CMS - 4, Enabling Access and Correction of Personal Data, Due for Review
Compliances - CMS - 15, Direct marketing, Due for Review
Compliances - CMS - 9, Defective Product Disclosure Statements, Partially Compliant
Compliances - CMS - 39, Keeping confidential information confidential, Pending Review
Compliances - CMS - 52, Maintaining an information security policy, Pending Review
Compliances - CMS - 1150, Overview and application of the data privacy laws, Due for Review
KPI - # of Critical IT system related issues , 01 Mar 2020 To 31 Mar 2020, OnTrack
KPI - # of Critical IT system related issues , 01 Jul 2020 To 31 Jul 2020, OffTrack
KPI - # of Critical IT system related issues , 01 Nov 2019 To 30 Nov 2019, OnTrack
KPI - # of Critical IT system related issues , 01 Aug 2019 To 31 Aug 2019, OnTrack
KPI - # of Critical IT system related issues , 01 Dec 2019 To 31 Dec 2019, OnTrack
KPI - # of Critical IT system related issues , 01 Mar 2021 To 31 Mar 2021, OffTrack
KPI - # of Critical IT system related issues , 01 Oct 2019 To 31 Oct 2019, OnTrack
KPI - # of Critical IT system related issues , 01 Apr 2022 To 30 Apr 2022, OffTrack
KPI - # of Critical IT system related issues , 01 Sep 2020 To 30 Sep 2020, OffTrack
KPI - # of Critical IT system related issues , 01 May 2022 To 31 May 2022, OffTrack
KPI - # of Critical IT system related issues , 01 Jan 2020 To 31 Jan 2020, OnTrack
KPI - # of Critical IT system related issues , 01 Jan 2021 To 31 Jan 2021, OffTrack

KPI - # of Critical IT system related issues , 01 Jun 2022 To 30 Jun 2022, OffTrack
KPI - # of Critical IT system related issues , 01 Nov 2021 To 30 Nov 2021, OffTrack
KPI - # of Critical IT system related issues , 01 Jun 2021 To 30 Jun 2021, OffTrack
KPI - # of Critical IT system related issues , 01 Oct 2021 To 31 Oct 2021, OffTrack
KPI - # of Critical IT system related issues , 01 Aug 2021 To 31 Aug 2021, OffTrack
KPI - # of Critical IT system related issues , 01 May 2021 To 31 May 2021, OffTrack
KPI - # of Critical IT system related issues , 01 Aug 2020 To 31 Aug 2020, OffTrack
KPI - # of Critical IT system related issues , 01 Sep 2019 To 30 Sep 2019, OnTrack
KPI - # of Critical IT system related issues , 01 Jun 2021 To 30 Jun 2021, OffTrack
KPI - # of Critical IT system related issues , 01 Apr 2021 To 30 Apr 2021, OffTrack
KPI - # of Critical IT system related issues , 01 Mar 2021 To 31 Mar 2021, OffTrack
KPI - # of Critical IT system related issues , 01 Feb 2021 To 28 Feb 2021, OffTrack
KPI - # of Critical IT system related issues , 01 Dec 2020 To 31 Dec 2020, OffTrack
KPI - # of Critical IT system related issues , 01 Jul 2020 To 31 Jul 2020, OffTrack
KPI - # of Critical IT system related issues , 01 May 2020 To 31 May 2020, OnTrack
KPI - # of Critical IT system related issues , 01 May 2021 To 31 May 2021, OffTrack
KPI - # of Critical IT system related issues , 01 Oct 2020 To 31 Oct 2020, OffTrack
KPI - # of Critical IT system related issues , 01 Apr 2021 To 30 Apr 2021, OffTrack
KPI - # of Critical IT system related issues , 01 Apr 2020 To 30 Apr 2020, OnTrack
KPI - # of Critical IT system related issues , 01 Dec 2020 To 31 Dec 2020, OffTrack
KPI - # of Critical IT system related issues , 01 Sep 2020 To 30 Sep 2020, OffTrack
KPI - # of Critical IT system related issues , 01 Jul 2019 To 31 Jul 2019, OnTrack
KPI - # of Critical IT system related issues , 01 Jan 2022 To 31 Jan 2022, OffTrack
KPI - # of Critical IT system related issues , 01 Dec 2021 To 31 Dec 2021, OffTrack
KPI - # of Critical IT system related issues , 01 Jan 2021 To 31 Jan 2021, OffTrack
KPI - # of Critical IT system related issues , 01 Feb 2022 To 28 Feb 2022, OffTrack
KPI - # of Critical IT system related issues , 01 Nov 2020 To 30 Nov 2020, OnTrack
KPI - # of Critical IT system related issues , 01 Mar 2022 To 31 Mar 2022, OffTrack
KPI - # of Critical IT system related issues , 01 Aug 2020 To 31 Aug 2020, OffTrack
KPI - # of Critical IT system related issues , 01 Feb 2021 To 28 Feb 2021, OffTrack
KPI - # of Critical IT system related issues , 01 Nov 2020 To 30 Nov 2020, OnTrack
KPI - # of Critical IT system related issues , 01 Feb 2020 To 29 Feb 2020, OnTrack
KPI - # of Critical IT system related issues , 01 Oct 2020 To 31 Oct 2020, OffTrack
KPI - # of Critical IT system related issues , 01 Jul 2021 To 31 Jul 2021, OffTrack

KPI - # of Critical IT system related issues , 01 Sep 2021 To 30 Sep 2021, OffTrack
KPI - # of Critical IT system related issues , 01 Jun 2020 To 30 Jun 2020, OnTrack



KPI - \$ estimated profit from past year mergers and acquisitions, 01 Feb 2018 To 28 Feb 2018, OffTrack
KPI - \$ estimated profit from past year mergers and acquisitions, 01 Aug 2018 To 31 Aug 2018, OnTrack
KPI - \$ estimated profit from past year mergers and acquisitions, 01 Aug 2020 To 31 Aug 2020, OffTrack
KPI - \$ estimated profit from past year mergers and acquisitions, 01 Jan 2022 To 31 Jan 2022, OnTrack
KPI - \$ estimated profit from past year mergers and acquisitions, 01 Jul 2017 To 31 Jul 2017, OffTrack
KPI - \$ estimated profit from past year mergers and acquisitions, 01 Aug 2019 To 31 Aug 2019, OffTrack
KPI - \$ estimated profit from past year mergers and acquisitions, 01 Dec 2019 To 31 Dec 2019, OnTrack
KPI - \$ estimated profit from past year mergers and acquisitions, 01 Jan 2018 To 31 Jan 2018, OffTrack
KPI - \$ estimated profit from past year mergers and acquisitions, 01 Sep 2017 To 30 Sep 2017, OffTrack
KPI - \$ estimated profit from past year mergers and acquisitions, 01 Jan 2019 To 31 Jan 2019, OnTrack
KPI - \$ estimated profit from past year mergers and acquisitions, 01 Jun 2022 To 30 Jun 2022, OnTrack
KPI - \$ estimated profit from past year mergers and acquisitions, 01 Sep 2020 To 30 Sep 2020, OnTrack
KPI - \$ estimated profit from past year mergers and acquisitions, 01 Dec 2017 To 31 Dec 2017, OffTrack
KPI - \$ estimated profit from past year mergers and acquisitions, 01 Apr 2021 To 30 Apr 2021, OffTrack
KPI - \$ estimated profit from past year mergers and acquisitions, 01 Dec 2021 To 31 Dec 2021, OnTrack
KPI - \$ estimated profit from past year mergers and acquisitions, 01 Jun 2019 To 30 Jun 2019, OnTrack
KPI - \$ estimated profit from past year mergers and acquisitions, 01 Apr 2018 To 30 Apr 2018, OffTrack
KPI - \$ estimated profit from past year mergers and acquisitions, 01 May 2022 To 31 May 2022, OnTrack
KPI - \$ estimated profit from past year mergers and acquisitions, 01 Oct 2017 To 31 Oct 2017, OffTrack
KPI - \$ estimated profit from past year mergers and acquisitions, 01 Dec 2020 To 31 Dec 2020, OffTrack
KPI - \$ estimated profit from past year mergers and acquisitions, 01 Nov 2021 To 30 Nov 2021, OnTrack
KPI - \$ estimated profit from past year mergers and acquisitions, 01 Nov 2017 To 30 Nov 2017, OffTrack
KPI - \$ estimated profit from past year mergers and acquisitions, 01 Oct 2019 To 31 Oct 2019, OffTrack
KPI - \$ estimated profit from past year mergers and acquisitions, 01 Mar 2020 To 31 Mar 2020, OnTrack
KPI - \$ estimated profit from past year mergers and acquisitions, 01 Oct 2018 To 31 Oct 2018, OnTrack
KPI - \$ estimated profit from past year mergers and acquisitions, 01 Jul 2019 To 31 Jul 2019, OffTrack
KPI - \$ estimated profit from past year mergers and acquisitions, 01 Sep 2018 To 30 Sep 2018, OnTrack
KPI - \$ estimated profit from past year mergers and acquisitions, 01 Oct 2020 To 31 Oct 2020, OffTrack
KPI - \$ estimated profit from past year mergers and acquisitions, 01 Aug 2017 To 31 Aug 2017, OffTrack
KPI - \$ estimated profit from past year mergers and acquisitions, 01 Oct 2021 To 31 Oct 2021, OnTrack
KPI - \$ estimated profit from past year mergers and acquisitions, 01 Jan 2021 To 31 Jan 2021, OffTrack
KPI - \$ estimated profit from past year mergers and acquisitions, 01 May 2019 To 31 May 2019, OnTrack
KPI - \$ estimated profit from past year mergers and acquisitions, 01 Apr 2022 To 30 Apr 2022, OnTrack
KPI - \$ estimated profit from past year mergers and acquisitions, 01 Jul 2021 To 31 Jul 2021, OnTrack

KPI - \$ estimated profit from past year mergers and acquisitions, 01 Dec 2018 To 31 Dec 2018, OnTrack
KPI - \$ estimated profit from past year mergers and acquisitions, 01 Apr 2020 To 30 Apr 2020, OnTrack
KPI - \$ estimated profit from past year mergers and acquisitions, 01 Feb 2020 To 29 Feb 2020, OnTrack
KPI - \$ estimated profit from past year mergers and acquisitions, 01 Jun 2018 To 30 Jun 2018, OffTrack
KPI - \$ estimated profit from past year mergers and acquisitions, 01 Feb 2021 To 28 Feb 2021, OffTrack
KPI - \$ estimated profit from past year mergers and acquisitions, 01 Jan 2020 To 31 Jan 2020, OnTrack
KPI - \$ estimated profit from past year mergers and acquisitions, 01 May 2021 To 31 May 2021, OffTrack
KPI - \$ estimated profit from past year mergers and acquisitions, 01 Jun 2020 To 30 Jun 2020, OnTrack
KPI - \$ estimated profit from past year mergers and acquisitions, 01 Nov 2019 To 30 Nov 2019, OffTrack
KPI - \$ estimated profit from past year mergers and acquisitions, 01 Aug 2021 To 31 Aug 2021, OnTrack
KPI - \$ estimated profit from past year mergers and acquisitions, 01 Sep 2019 To 30 Sep 2019, OffTrack
KPI - \$ estimated profit from past year mergers and acquisitions, 01 Nov 2018 To 30 Nov 2018, OnTrack
KPI - \$ estimated profit from past year mergers and acquisitions, 01 Sep 2021 To 30 Sep 2021, OnTrack
KPI - \$ estimated profit from past year mergers and acquisitions, 01 Mar 2018 To 31 Mar 2018, OffTrack
KPI - \$ estimated profit from past year mergers and acquisitions, 01 Feb 2022 To 28 Feb 2022, OnTrack
KPI - \$ estimated profit from past year mergers and acquisitions, 01 Jun 2021 To 30 Jun 2021, OffTrack
KPI - \$ estimated profit from past year mergers and acquisitions, 01 Mar 2022 To 31 Mar 2022, OnTrack
KPI - \$ YTD Actual to Budget - Services Delivered, 01 Feb 2021 To 28 Feb 2021, OffTrack
KPI - \$ YTD Actual to Budget - Services Delivered, 01 Aug 2021 To 31 Aug 2021, OffTrack
KPI - \$ YTD Actual to Budget - Services Delivered, 01 Aug 2018 To 31 Aug 2018, OffTrack
KPI - \$ YTD Actual to Budget - Services Delivered, 01 Nov 2020 To 30 Nov 2020, OffTrack
KPI - \$ YTD Actual to Budget - Services Delivered, 01 Jul 2017 To 31 Jul 2017, Monitor
KPI - \$ YTD Actual to Budget - Services Delivered, 01 Oct 2019 To 31 Oct 2019, OnTrack
KPI - \$ YTD Actual to Budget - Services Delivered, 01 Jun 2021 To 30 Jun 2021, OffTrack
KPI - \$ YTD Actual to Budget - Services Delivered, 01 Nov 2019 To 30 Nov 2019, OnTrack
KPI - \$ YTD Actual to Budget - Services Delivered, 01 Mar 2022 To 31 Mar 2022, OffTrack
KPI - \$ YTD Actual to Budget - Services Delivered, 01 Aug 2020 To 31 Aug 2020, OffTrack
KPI - \$ YTD Actual to Budget - Services Delivered, 01 Aug 2017 To 31 Aug 2017, Monitor
KPI - \$ YTD Actual to Budget - Services Delivered, 01 May 2020 To 31 May 2020, OnTrack
KPI - \$ YTD Actual to Budget - Services Delivered, 01 Oct 2018 To 31 Oct 2018, OnTrack
KPI - \$ YTD Actual to Budget - Services Delivered, 01 May 2019 To 31 May 2019, OnTrack
KPI - \$ YTD Actual to Budget - Services Delivered, 01 Jan 2020 To 31 Jan 2020, OnTrack
KPI - \$ YTD Actual to Budget - Services Delivered, 01 Jun 2022 To 30 Jun 2022, OffTrack
KPI - \$ YTD Actual to Budget - Services Delivered, 01 Apr 2022 To 30 Apr 2022, OffTrack

KPI - \$ YTD Actual to Budget - Services Delivered, 01 Jun 2020 To 30 Jun 2020, OnTrack
KPI - \$ YTD Actual to Budget - Services Delivered, 01 Mar 2019 To 31 Mar 2019, OnTrack
KPI - \$ YTD Actual to Budget - Services Delivered, 01 Oct 2020 To 31 Oct 2020, OffTrack
KPI - \$ YTD Actual to Budget - Services Delivered, 01 Jul 2018 To 31 Jul 2018, OffTrack
KPI - \$ YTD Actual to Budget - Services Delivered, 01 Sep 2020 To 30 Sep 2020, OffTrack
KPI - \$ YTD Actual to Budget - Services Delivered, 01 Apr 2021 To 30 Apr 2021, OffTrack
KPI - \$ YTD Actual to Budget - Services Delivered, 01 Jan 2018 To 31 Jan 2018, OffTrack
KPI - \$ YTD Actual to Budget - Services Delivered, 01 May 2021 To 31 May 2021, OffTrack
KPI - \$ YTD Actual to Budget - Services Delivered, 01 Dec 2021 To 31 Dec 2021, OffTrack
KPI - \$ YTD Actual to Budget - Services Delivered, 01 Feb 2020 To 29 Feb 2020, OnTrack
KPI - \$ YTD Actual to Budget - Services Delivered, 01 Jun 2018 To 30 Jun 2018, OffTrack
KPI - \$ YTD Actual to Budget - Services Delivered, 01 Oct 2017 To 31 Oct 2017, Monitor
KPI - \$ YTD Actual to Budget - Services Delivered, 01 Mar 2018 To 31 Mar 2018, OffTrack
KPI - \$ YTD Actual to Budget - Services Delivered, 01 Jan 2022 To 31 Jan 2022, OffTrack
KPI - \$ YTD Actual to Budget - Services Delivered, 01 Sep 2017 To 30 Sep 2017, Monitor
KPI - \$ YTD Actual to Budget - Services Delivered, 01 Nov 2021 To 30 Nov 2021, OffTrack
KPI - \$ YTD Actual to Budget - Services Delivered, 01 May 2018 To 31 May 2018, OffTrack
KPI - \$ YTD Actual to Budget - Services Delivered, 01 Mar 2021 To 31 Mar 2021, OffTrack
KPI - \$ YTD Actual to Budget - Services Delivered, 01 Jul 2021 To 31 Jul 2021, OffTrack
KPI - \$ YTD Actual to Budget - Services Delivered, 01 Dec 2019 To 31 Dec 2019, OnTrack
KPI - \$ YTD Actual to Budget - Services Delivered, 01 Sep 2019 To 30 Sep 2019, OffTrack
KPI - \$ YTD Actual to Budget - Services Delivered, 01 Jun 2019 To 30 Jun 2019, OnTrack
KPI - \$ YTD Actual to Budget - Services Delivered, 01 Jan 2019 To 31 Jan 2019, OnTrack
KPI - \$ YTD Actual to Budget - Services Delivered, 01 Jul 2020 To 31 Jul 2020, OffTrack
KPI - \$ YTD Actual to Budget - Services Delivered, 01 Nov 2018 To 30 Nov 2018, OnTrack
KPI - \$ YTD Actual to Budget - Services Delivered, 01 Apr 2018 To 30 Apr 2018, OffTrack
KPI - \$ YTD Actual to Budget - Services Delivered, 01 Sep 2021 To 30 Sep 2021, OffTrack
KPI - \$ YTD Actual to Budget - Services Delivered, 01 Nov 2017 To 30 Nov 2017, Monitor
KPI - \$ YTD Actual to Budget - Services Delivered, 01 Dec 2018 To 31 Dec 2018, OnTrack
KPI - \$ YTD Actual to Budget - Services Delivered, 01 Feb 2018 To 28 Feb 2018, OffTrack
KPI - \$ YTD Actual to Budget - Services Delivered, 01 Mar 2020 To 31 Mar 2020, OnTrack
KPI - \$ YTD Actual to Budget - Services Delivered, 01 Apr 2020 To 30 Apr 2020, OnTrack
KPI - \$ YTD Actual to Budget - Services Delivered, 01 Oct 2021 To 31 Oct 2021, OffTrack
KPI - \$ YTD Actual to Budget - Services Delivered, 01 Dec 2020 To 31 Dec 2020, OffTrack

KPI - \$ YTD Actual to Budget - Services Delivered, 01 Aug 2019 To 31 Aug 2019, OffTrack
KPI - \$ YTD Actual to Budget - Services Delivered, 01 Jan 2021 To 31 Jan 2021, OffTrack
KPI - \$ YTD Actual to Budget - Services Delivered, 01 May 2022 To 31 May 2022, OffTrack
KPI - \$ YTD Actual to Budget - Services Delivered, 01 Sep 2018 To 30 Sep 2018, OffTrack
KPI - \$ YTD Actual to Budget - Services Delivered, 01 Feb 2022 To 28 Feb 2022, OffTrack
KPI - \$ YTD Actual to Budget - Services Delivered, 01 Jul 2019 To 31 Jul 2019, OffTrack
KPI - \$ YTD Actual to Budget - Services Delivered, 01 Feb 2019 To 28 Feb 2019, OnTrack
KPI - \$ YTD Actual to Budget - Services Delivered, 01 Apr 2019 To 30 Apr 2019, OnTrack
KPI - \$ YTD Actual to Budget - Services Delivered, 01 Dec 2017 To 31 Dec 2017, OffTrack
Risk - SR9 Insider Trading - Moderate
Hierarchy - CEO Dashboard > Level 1 > CEO Dashboard
Hierarchy - CEO Dashboard > Level 2 > Key Risks
Hierarchy - CEO Dashboard > Level 2 > Key Metrics
Hierarchy - Dashboard Structure > Level 3 > Strategic Risks
Hierarchy - Atlantis Group Hierarchy > Level 3 > Support
KPI - \$ YTD Actual to Budget - Revenue from New Clients, 01 Apr 2019 To 30 Apr 2019, OffTrack
KPI - \$ YTD Actual to Budget - Revenue from New Clients, 01 Nov 2021 To 30 Nov 2021, OffTrack
KPI - \$ YTD Actual to Budget - Revenue from New Clients, 01 Dec 2021 To 31 Dec 2021, OffTrack
KPI - \$ YTD Actual to Budget - Revenue from New Clients, 01 Aug 2020 To 31 Aug 2020, OnTrack
KPI - \$ YTD Actual to Budget - Revenue from New Clients, 01 Nov 2019 To 30 Nov 2019, OffTrack
KPI - \$ YTD Actual to Budget - Revenue from New Clients, 01 Nov 2020 To 30 Nov 2020, OffTrack
KPI - \$ YTD Actual to Budget - Revenue from New Clients, 01 Jan 2020 To 31 Jan 2020, OffTrack
KPI - \$ YTD Actual to Budget - Revenue from New Clients, 01 Jun 2018 To 30 Jun 2018, OffTrack
KPI - \$ YTD Actual to Budget - Revenue from New Clients, 01 Feb 2022 To 28 Feb 2022, OffTrack
KPI - \$ YTD Actual to Budget - Revenue from New Clients, 01 Dec 2020 To 31 Dec 2020, OffTrack
KPI - \$ YTD Actual to Budget - Revenue from New Clients, 01 May 2019 To 31 May 2019, OffTrack
KPI - \$ YTD Actual to Budget - Revenue from New Clients, 01 Jul 2020 To 31 Jul 2020, OnTrack
KPI - \$ YTD Actual to Budget - Revenue from New Clients, 01 Aug 2021 To 31 Aug 2021, OffTrack
KPI - \$ YTD Actual to Budget - Revenue from New Clients, 01 May 2020 To 31 May 2020, OffTrack
KPI - \$ YTD Actual to Budget - Revenue from New Clients, 01 Sep 2021 To 30 Sep 2021, OffTrack
KPI - \$ YTD Actual to Budget - Revenue from New Clients, 01 May 2022 To 31 May 2022, OffTrack
KPI - \$ YTD Actual to Budget - Revenue from New Clients, 01 Feb 2018 To 28 Feb 2018, OffTrack
KPI - \$ YTD Actual to Budget - Revenue from New Clients, 01 Jan 2018 To 31 Jan 2018, OffTrack
KPI - \$ YTD Actual to Budget - Revenue from New Clients, 01 Sep 2020 To 30 Sep 2020, OffTrack

KPI - \$ YTD Actual to Budget - Revenue from New Clients, 01 Feb 2019 To 28 Feb 2019, OffTrack
KPI - \$ YTD Actual to Budget - Revenue from New Clients, 01 Mar 2022 To 31 Mar 2022, OffTrack
KPI - \$ YTD Actual to Budget - Revenue from New Clients, 01 Jan 2022 To 31 Jan 2022, OffTrack
KPI - \$ YTD Actual to Budget - Revenue from New Clients, 01 Aug 2018 To 31 Aug 2018, OnTrack
KPI - \$ YTD Actual to Budget - Revenue from New Clients, 01 Aug 2019 To 31 Aug 2019, OffTrack
KPI - \$ YTD Actual to Budget - Revenue from New Clients, 01 Apr 2020 To 30 Apr 2020, OffTrack
KPI - \$ YTD Actual to Budget - Revenue from New Clients, 01 Oct 2018 To 31 Oct 2018, OnTrack
KPI - \$ YTD Actual to Budget - Revenue from New Clients, 01 Dec 2018 To 31 Dec 2018, OffTrack
KPI - \$ YTD Actual to Budget - Revenue from New Clients, 01 Jun 2020 To 30 Jun 2020, OffTrack
KPI - \$ YTD Actual to Budget - Revenue from New Clients, 01 Nov 2017 To 30 Nov 2017, OffTrack
KPI - \$ YTD Actual to Budget - Revenue from New Clients, 01 Mar 2021 To 31 Mar 2021, OffTrack
KPI - \$ YTD Actual to Budget - Revenue from New Clients, 01 May 2021 To 31 May 2021, OffTrack
KPI - \$ YTD Actual to Budget - Revenue from New Clients, 01 Oct 2019 To 31 Oct 2019, OffTrack
KPI - \$ YTD Actual to Budget - Revenue from New Clients, 01 Jan 2021 To 31 Jan 2021, OffTrack
KPI - \$ YTD Actual to Budget - Revenue from New Clients, 01 Oct 2017 To 31 Oct 2017, OffTrack
KPI - \$ YTD Actual to Budget - Revenue from New Clients, 01 Jan 2019 To 31 Jan 2019, OffTrack
KPI - \$ YTD Actual to Budget - Revenue from New Clients, 01 Oct 2020 To 31 Oct 2020, OffTrack
KPI - \$ YTD Actual to Budget - Revenue from New Clients, 01 Feb 2021 To 28 Feb 2021, OffTrack
KPI - \$ YTD Actual to Budget - Revenue from New Clients, 01 Apr 2018 To 30 Apr 2018, OffTrack
KPI - \$ YTD Actual to Budget - Revenue from New Clients, 01 Jul 2017 To 31 Jul 2017, OffTrack
KPI - \$ YTD Actual to Budget - Revenue from New Clients, 01 Feb 2020 To 29 Feb 2020, OffTrack
KPI - \$ YTD Actual to Budget - Revenue from New Clients, 01 Apr 2022 To 30 Apr 2022, OffTrack
KPI - \$ YTD Actual to Budget - Revenue from New Clients, 01 Mar 2018 To 31 Mar 2018, OffTrack
KPI - \$ YTD Actual to Budget - Revenue from New Clients, 01 Sep 2018 To 30 Sep 2018, OnTrack
KPI - \$ YTD Actual to Budget - Revenue from New Clients, 01 May 2018 To 31 May 2018, OffTrack
KPI - \$ YTD Actual to Budget - Revenue from New Clients, 01 Jul 2018 To 31 Jul 2018, OnTrack
KPI - \$ YTD Actual to Budget - Revenue from New Clients, 01 Apr 2021 To 30 Apr 2021, OffTrack
KPI - \$ YTD Actual to Budget - Revenue from New Clients, 01 Jun 2021 To 30 Jun 2021, OffTrack
KPI - \$ YTD Actual to Budget - Revenue from New Clients, 01 Jul 2021 To 31 Jul 2021, OffTrack
KPI - \$ YTD Actual to Budget - Revenue from New Clients, 01 Mar 2020 To 31 Mar 2020, OffTrack
KPI - \$ YTD Actual to Budget - Revenue from New Clients, 01 Jul 2019 To 31 Jul 2019, OffTrack
KPI - \$ YTD Actual to Budget - Revenue from New Clients, 01 Sep 2019 To 30 Sep 2019, OffTrack
KPI - \$ YTD Actual to Budget - Revenue from New Clients, 01 Dec 2017 To 31 Dec 2017, OffTrack
KPI - \$ YTD Actual to Budget - Revenue from New Clients, 01 Mar 2019 To 31 Mar 2019, OffTrack

KPI - \$ YTD Actual to Budget - Revenue from New Clients, 01 Oct 2021 To 31 Oct 2021, OffTrack
KPI - \$ YTD Actual to Budget - Revenue from New Clients, 01 Dec 2019 To 31 Dec 2019, OffTrack
KPI - \$ YTD Actual to Budget - Revenue from New Clients, 01 Sep 2017 To 30 Sep 2017, OffTrack
KPI - \$ YTD Actual to Budget - Revenue from New Clients, 01 Nov 2018 To 30 Nov 2018, OffTrack
KPI - \$ YTD Actual to Budget - Revenue from New Clients, 01 Aug 2017 To 31 Aug 2017, OffTrack
KPI - \$ YTD Actual to Budget - Revenue from New Clients, 01 Jun 2022 To 30 Jun 2022, OffTrack
KPI - \$ YTD Actual to Budget - Revenue from New Clients, 01 Jun 2019 To 30 Jun 2019, OffTrack
KPI - \$ estimated profit from past year mergers and acquisitions, 01 Mar 2021 To 31 Mar 2021, OffTrack
KPI - \$ estimated profit from past year mergers and acquisitions, 01 Jul 2020 To 31 Jul 2020, OnTrack
KPI - \$ estimated profit from past year mergers and acquisitions, 01 Jul 2018 To 31 Jul 2018, OnTrack
KPI - \$ estimated profit from past year mergers and acquisitions, 01 May 2018 To 31 May 2018, OffTrack
KPI - \$ estimated profit from past year mergers and acquisitions, 01 Nov 2020 To 30 Nov 2020, OffTrack
KPI - \$ estimated profit from past year mergers and acquisitions, 01 Apr 2019 To 30 Apr 2019, OnTrack
KPI - \$ estimated profit from past year mergers and acquisitions, 01 Mar 2019 To 31 Mar 2019, OnTrack
KPI - \$ estimated profit from past year mergers and acquisitions, 01 May 2020 To 31 May 2020, OnTrack
KPI - \$ estimated profit from past year mergers and acquisitions, 01 Feb 2019 To 28 Feb 2019, OnTrack
KPI - \$ estimated profit from past year mergers and acquisitions, 01 Feb 2018 To 28 Feb 2018, OffTrack
KPI - \$ estimated profit from past year mergers and acquisitions, 01 Aug 2018 To 31 Aug 2018, OnTrack
KPI - \$ estimated profit from past year mergers and acquisitions, 01 Aug 2020 To 31 Aug 2020, OffTrack
KPI - \$ estimated profit from past year mergers and acquisitions, 01 Jan 2022 To 31 Jan 2022, OnTrack
KPI - \$ estimated profit from past year mergers and acquisitions, 01 Jul 2017 To 31 Jul 2017, OffTrack
KPI - \$ estimated profit from past year mergers and acquisitions, 01 Aug 2019 To 31 Aug 2019, OffTrack
KPI - \$ estimated profit from past year mergers and acquisitions, 01 Dec 2019 To 31 Dec 2019, OnTrack
KPI - \$ estimated profit from past year mergers and acquisitions, 01 Jan 2018 To 31 Jan 2018, OffTrack
KPI - \$ estimated profit from past year mergers and acquisitions, 01 Sep 2017 To 30 Sep 2017, OffTrack
KPI - \$ estimated profit from past year mergers and acquisitions, 01 Jan 2019 To 31 Jan 2019, OnTrack
KPI - \$ estimated profit from past year mergers and acquisitions, 01 Jun 2022 To 30 Jun 2022, OnTrack
KPI - \$ estimated profit from past year mergers and acquisitions, 01 Sep 2020 To 30 Sep 2020, OnTrack
KPI - \$ estimated profit from past year mergers and acquisitions, 01 Dec 2017 To 31 Dec 2017, OffTrack
KPI - \$ estimated profit from past year mergers and acquisitions, 01 Apr 2021 To 30 Apr 2021, OffTrack
KPI - \$ estimated profit from past year mergers and acquisitions, 01 Dec 2021 To 31 Dec 2021, OnTrack
KPI - \$ estimated profit from past year mergers and acquisitions, 01 Jun 2019 To 30 Jun 2019, OnTrack
KPI - \$ estimated profit from past year mergers and acquisitions, 01 Apr 2018 To 30 Apr 2018, OffTrack
KPI - \$ estimated profit from past year mergers and acquisitions, 01 May 2022 To 31 May 2022, OnTrack

KPI - \$ estimated profit from past year mergers and acquisitions, 01 Oct 2017 To 31 Oct 2017, OffTrack
KPI - \$ estimated profit from past year mergers and acquisitions, 01 Dec 2020 To 31 Dec 2020, OffTrack
KPI - \$ estimated profit from past year mergers and acquisitions, 01 Nov 2021 To 30 Nov 2021, OnTrack
KPI - \$ estimated profit from past year mergers and acquisitions, 01 Nov 2017 To 30 Nov 2017, OffTrack
KPI - \$ estimated profit from past year mergers and acquisitions, 01 Oct 2019 To 31 Oct 2019, OffTrack
KPI - \$ estimated profit from past year mergers and acquisitions, 01 Mar 2020 To 31 Mar 2020, OnTrack
KPI - \$ estimated profit from past year mergers and acquisitions, 01 Oct 2018 To 31 Oct 2018, OnTrack
KPI - \$ estimated profit from past year mergers and acquisitions, 01 Jul 2019 To 31 Jul 2019, OffTrack
KPI - \$ estimated profit from past year mergers and acquisitions, 01 Sep 2018 To 30 Sep 2018, OnTrack
KPI - \$ estimated profit from past year mergers and acquisitions, 01 Oct 2020 To 31 Oct 2020, OffTrack
KPI - \$ estimated profit from past year mergers and acquisitions, 01 Aug 2017 To 31 Aug 2017, OffTrack
KPI - \$ estimated profit from past year mergers and acquisitions, 01 Oct 2021 To 31 Oct 2021, OnTrack
KPI - \$ estimated profit from past year mergers and acquisitions, 01 Jan 2021 To 31 Jan 2021, OffTrack
KPI - \$ estimated profit from past year mergers and acquisitions, 01 May 2019 To 31 May 2019, OnTrack
KPI - \$ estimated profit from past year mergers and acquisitions, 01 Apr 2022 To 30 Apr 2022, OnTrack
KPI - \$ estimated profit from past year mergers and acquisitions, 01 Jul 2021 To 31 Jul 2021, OnTrack
KPI - \$ estimated profit from past year mergers and acquisitions, 01 Dec 2018 To 31 Dec 2018, OnTrack
KPI - \$ estimated profit from past year mergers and acquisitions, 01 Apr 2020 To 30 Apr 2020, OnTrack
KPI - \$ estimated profit from past year mergers and acquisitions, 01 Feb 2020 To 29 Feb 2020, OnTrack
KPI - \$ estimated profit from past year mergers and acquisitions, 01 Jun 2018 To 30 Jun 2018, OffTrack
KPI - \$ estimated profit from past year mergers and acquisitions, 01 Feb 2021 To 28 Feb 2021, OffTrack
Hierarchy - Planing Hierarchy > Outcome > Increased presence throughout Asia driven by a self-sufficient direct sales engine
Hierarchy - Planing Hierarchy > Strategy > Research the addressable online market, and develop appropriate product offering
Hierarchy - Planing Hierarchy > Strategy > Establish strong global reference sites within the new target sectors
Hierarchy - Planing Hierarchy > Action > Develop release strategy for our upcoming online offerings
Hierarchy - Atlantis Group Hierarchy > Level 3 > Systems
Hierarchy - CEO Dashboard > Level 2 > Key Priorities
Hierarchy - Atlantis Group Hierarchy > Level 3 > Innovation
KPI - \$ YTD Actual to Budget - Revenue from New Clients, 01 Apr 2019 To 30 Apr 2019, OffTrack
KPI - \$ YTD Actual to Budget - Revenue from New Clients, 01 Nov 2021 To 30 Nov 2021, OffTrack
KPI - \$ YTD Actual to Budget - Revenue from New Clients, 01 Dec 2021 To 31 Dec 2021, OffTrack
KPI - \$ YTD Actual to Budget - Revenue from New Clients, 01 Aug 2020 To 31 Aug 2020, OnTrack
KPI - \$ YTD Actual to Budget - Revenue from New Clients, 01 Nov 2019 To 30 Nov 2019, OffTrack
KPI - \$ YTD Actual to Budget - Revenue from New Clients, 01 Nov 2020 To 30 Nov 2020, OffTrack

KPI - \$ YTD Actual to Budget - Revenue from New Clients, 01 Jan 2020 To 31 Jan 2020, OffTrack
KPI - \$ YTD Actual to Budget - Revenue from New Clients, 01 Jun 2018 To 30 Jun 2018, OffTrack
KPI - \$ YTD Actual to Budget - Revenue from New Clients, 01 Feb 2022 To 28 Feb 2022, OffTrack
KPI - \$ YTD Actual to Budget - Revenue from New Clients, 01 Dec 2020 To 31 Dec 2020, OffTrack
KPI - \$ YTD Actual to Budget - Revenue from New Clients, 01 May 2019 To 31 May 2019, OffTrack
KPI - \$ YTD Actual to Budget - Revenue from New Clients, 01 Jul 2020 To 31 Jul 2020, OnTrack
KPI - \$ YTD Actual to Budget - Revenue from New Clients, 01 Aug 2021 To 31 Aug 2021, OffTrack
KPI - \$ YTD Actual to Budget - Revenue from New Clients, 01 May 2020 To 31 May 2020, OffTrack
KPI - \$ YTD Actual to Budget - Revenue from New Clients, 01 Sep 2021 To 30 Sep 2021, OffTrack
KPI - \$ YTD Actual to Budget - Revenue from New Clients, 01 May 2022 To 31 May 2022, OffTrack
KPI - \$ YTD Actual to Budget - Revenue from New Clients, 01 Feb 2018 To 28 Feb 2018, OffTrack
KPI - \$ YTD Actual to Budget - Revenue from New Clients, 01 Jan 2018 To 31 Jan 2018, OffTrack
KPI - \$ YTD Actual to Budget - Revenue from New Clients, 01 Sep 2020 To 30 Sep 2020, OffTrack
KPI - \$ YTD Actual to Budget - Revenue from New Clients, 01 Feb 2019 To 28 Feb 2019, OffTrack
KPI - \$ YTD Actual to Budget - Revenue from New Clients, 01 Mar 2022 To 31 Mar 2022, OffTrack
KPI - \$ YTD Actual to Budget - Revenue from New Clients, 01 Jan 2022 To 31 Jan 2022, OffTrack
KPI - \$ YTD Actual to Budget - Revenue from New Clients, 01 Aug 2018 To 31 Aug 2018, OnTrack
KPI - \$ YTD Actual to Budget - Revenue from New Clients, 01 Aug 2019 To 31 Aug 2019, OffTrack
KPI - \$ YTD Actual to Budget - Revenue from New Clients, 01 Apr 2020 To 30 Apr 2020, OffTrack
KPI - \$ YTD Actual to Budget - Revenue from New Clients, 01 Oct 2018 To 31 Oct 2018, OnTrack
KPI - \$ YTD Actual to Budget - Revenue from New Clients, 01 Dec 2018 To 31 Dec 2018, OffTrack
KPI - \$ YTD Actual to Budget - Revenue from New Clients, 01 Jun 2020 To 30 Jun 2020, OffTrack
KPI - \$ YTD Actual to Budget - Revenue from New Clients, 01 Nov 2017 To 30 Nov 2017, OffTrack
KPI - \$ YTD Actual to Budget - Revenue from New Clients, 01 Mar 2021 To 31 Mar 2021, OffTrack
KPI - \$ YTD Actual to Budget - Revenue from New Clients, 01 May 2021 To 31 May 2021, OffTrack
KPI - \$ YTD Actual to Budget - Revenue from New Clients, 01 Oct 2019 To 31 Oct 2019, OffTrack
KPI - \$ YTD Actual to Budget - Revenue from New Clients, 01 Jan 2021 To 31 Jan 2021, OffTrack
KPI - \$ YTD Actual to Budget - Revenue from New Clients, 01 Oct 2017 To 31 Oct 2017, OffTrack
KPI - \$ YTD Actual to Budget - Revenue from New Clients, 01 Jan 2019 To 31 Jan 2019, OffTrack
KPI - \$ YTD Actual to Budget - Revenue from New Clients, 01 Oct 2020 To 31 Oct 2020, OffTrack
KPI - \$ YTD Actual to Budget - Revenue from New Clients, 01 Feb 2021 To 28 Feb 2021, OffTrack
KPI - \$ YTD Actual to Budget - Revenue from New Clients, 01 Apr 2018 To 30 Apr 2018, OffTrack
KPI - \$ YTD Actual to Budget - Revenue from New Clients, 01 Jul 2017 To 31 Jul 2017, OffTrack
KPI - \$ YTD Actual to Budget - Revenue from New Clients, 01 Feb 2020 To 29 Feb 2020, OffTrack

KPI - \$ YTD Actual to Budget - Revenue from New Clients, 01 Apr 2022 To 30 Apr 2022, OffTrack
KPI - \$ YTD Actual to Budget - Revenue from New Clients, 01 Mar 2018 To 31 Mar 2018, OffTrack
KPI - \$ YTD Actual to Budget - Revenue from New Clients, 01 Sep 2018 To 30 Sep 2018, OnTrack
KPI - \$ YTD Actual to Budget - Revenue from New Clients, 01 May 2018 To 31 May 2018, OffTrack
KPI - \$ YTD Actual to Budget - Revenue from New Clients, 01 Jul 2018 To 31 Jul 2018, OnTrack
KPI - \$ YTD Actual to Budget - Revenue from New Clients, 01 Apr 2021 To 30 Apr 2021, OffTrack
KPI - \$ YTD Actual to Budget - Revenue from New Clients, 01 Jun 2021 To 30 Jun 2021, OffTrack
KPI - \$ YTD Actual to Budget - Revenue from New Clients, 01 Jul 2021 To 31 Jul 2021, OffTrack
KPI - \$ YTD Actual to Budget - Revenue from New Clients, 01 Mar 2020 To 31 Mar 2020, OffTrack
KPI - \$ YTD Actual to Budget - Revenue from New Clients, 01 Jul 2019 To 31 Jul 2019, OffTrack
KPI - \$ YTD Actual to Budget - Revenue from New Clients, 01 Sep 2019 To 30 Sep 2019, OffTrack
KPI - \$ YTD Actual to Budget - Revenue from New Clients, 01 Dec 2017 To 31 Dec 2017, OffTrack
KPI - \$ YTD Actual to Budget - Revenue from New Clients, 01 Mar 2019 To 31 Mar 2019, OffTrack
KPI - \$ YTD Actual to Budget - Revenue from New Clients, 01 Oct 2021 To 31 Oct 2021, OffTrack
KPI - \$ YTD Actual to Budget - Revenue from New Clients, 01 Dec 2019 To 31 Dec 2019, OffTrack
KPI - \$ YTD Actual to Budget - Revenue from New Clients, 01 Sep 2017 To 30 Sep 2017, OffTrack
KPI - \$ YTD Actual to Budget - Revenue from New Clients, 01 Nov 2018 To 30 Nov 2018, OffTrack
Compliances - CMS - 2247, Dealing with counter-terrorism financing, Fully Complaint
KPI - \$ estimated profit from past year mergers and acquisitions, 01 Jan 2020 To 31 Jan 2020, OnTrack
KPI - \$ estimated profit from past year mergers and acquisitions, 01 May 2021 To 31 May 2021, OffTrack
KPI - \$ estimated profit from past year mergers and acquisitions, 01 Jun 2020 To 30 Jun 2020, OnTrack
KPI - \$ estimated profit from past year mergers and acquisitions, 01 Nov 2019 To 30 Nov 2019, OffTrack
KPI - \$ estimated profit from past year mergers and acquisitions, 01 Aug 2021 To 31 Aug 2021, OnTrack
KPI - \$ estimated profit from past year mergers and acquisitions, 01 Sep 2019 To 30 Sep 2019, OffTrack
KPI - \$ estimated profit from past year mergers and acquisitions, 01 Nov 2018 To 30 Nov 2018, OnTrack
KPI - \$ estimated profit from past year mergers and acquisitions, 01 Sep 2021 To 30 Sep 2021, OnTrack
KPI - \$ estimated profit from past year mergers and acquisitions, 01 Mar 2018 To 31 Mar 2018, OffTrack
KPI - \$ estimated profit from past year mergers and acquisitions, 01 Feb 2022 To 28 Feb 2022, OnTrack
KPI - \$ estimated profit from past year mergers and acquisitions, 01 Jun 2021 To 30 Jun 2021, OffTrack
KPI - \$ estimated profit from past year mergers and acquisitions, 01 Mar 2022 To 31 Mar 2022, OnTrack
KPI - \$ YTD Actual to Budget - Revenue from New Clients, 01 Apr 2019 To 30 Apr 2019, OffTrack
KPI - \$ YTD Actual to Budget - Revenue from New Clients, 01 Nov 2021 To 30 Nov 2021, OffTrack
KPI - \$ YTD Actual to Budget - Revenue from New Clients, 01 Dec 2021 To 31 Dec 2021, OffTrack
KPI - \$ YTD Actual to Budget - Revenue from New Clients, 01 Aug 2020 To 31 Aug 2020, OnTrack

KPI - \$ YTD Actual to Budget - Revenue from New Clients, 01 Nov 2019 To 30 Nov 2019, OffTrack
KPI - \$ YTD Actual to Budget - Revenue from New Clients, 01 Nov 2020 To 30 Nov 2020, OffTrack
KPI - \$ YTD Actual to Budget - Revenue from New Clients, 01 Jan 2020 To 31 Jan 2020, OffTrack
KPI - \$ YTD Actual to Budget - Revenue from New Clients, 01 Jun 2018 To 30 Jun 2018, OffTrack
KPI - \$ YTD Actual to Budget - Revenue from New Clients, 01 Feb 2022 To 28 Feb 2022, OffTrack
KPI - \$ YTD Actual to Budget - Revenue from New Clients, 01 Dec 2020 To 31 Dec 2020, OffTrack
KPI - \$ YTD Actual to Budget - Revenue from New Clients, 01 May 2019 To 31 May 2019, OffTrack
KPI - \$ YTD Actual to Budget - Revenue from New Clients, 01 Jul 2020 To 31 Jul 2020, OnTrack
KPI - \$ YTD Actual to Budget - Revenue from New Clients, 01 Aug 2021 To 31 Aug 2021, OffTrack
KPI - \$ YTD Actual to Budget - Revenue from New Clients, 01 May 2020 To 31 May 2020, OffTrack
KPI - \$ YTD Actual to Budget - Revenue from New Clients, 01 Sep 2021 To 30 Sep 2021, OffTrack
KPI - \$ YTD Actual to Budget - Revenue from New Clients, 01 May 2022 To 31 May 2022, OffTrack
KPI - \$ YTD Actual to Budget - Revenue from New Clients, 01 Feb 2018 To 28 Feb 2018, OffTrack
KPI - \$ YTD Actual to Budget - Revenue from New Clients, 01 Jan 2018 To 31 Jan 2018, OffTrack
KPI - \$ YTD Actual to Budget - Revenue from New Clients, 01 Sep 2020 To 30 Sep 2020, OffTrack
KPI - \$ YTD Actual to Budget - Revenue from New Clients, 01 Feb 2019 To 28 Feb 2019, OffTrack
KPI - \$ YTD Actual to Budget - Revenue from New Clients, 01 Mar 2022 To 31 Mar 2022, OffTrack
KPI - \$ YTD Actual to Budget - Revenue from New Clients, 01 Jan 2022 To 31 Jan 2022, OffTrack
KPI - \$ YTD Actual to Budget - Revenue from New Clients, 01 Aug 2018 To 31 Aug 2018, OnTrack
KPI - \$ YTD Actual to Budget - Revenue from New Clients, 01 Aug 2019 To 31 Aug 2019, OffTrack
KPI - \$ YTD Actual to Budget - Revenue from New Clients, 01 Apr 2020 To 30 Apr 2020, OffTrack
KPI - \$ YTD Actual to Budget - Revenue from New Clients, 01 Oct 2018 To 31 Oct 2018, OnTrack
KPI - \$ YTD Actual to Budget - Revenue from New Clients, 01 Dec 2018 To 31 Dec 2018, OffTrack
KPI - \$ YTD Actual to Budget - Revenue from New Clients, 01 Jun 2020 To 30 Jun 2020, OffTrack
KPI - \$ YTD Actual to Budget - Revenue from New Clients, 01 Nov 2017 To 30 Nov 2017, OffTrack
KPI - \$ YTD Actual to Budget - Revenue from New Clients, 01 Mar 2021 To 31 Mar 2021, OffTrack
KPI - \$ YTD Actual to Budget - Revenue from New Clients, 01 May 2021 To 31 May 2021, OffTrack
KPI - \$ YTD Actual to Budget - Revenue from New Clients, 01 Oct 2019 To 31 Oct 2019, OffTrack
KPI - \$ YTD Actual to Budget - Revenue from New Clients, 01 Jan 2021 To 31 Jan 2021, OffTrack
KPI - \$ YTD Actual to Budget - Revenue from New Clients, 01 Oct 2017 To 31 Oct 2017, OffTrack
KPI - \$ YTD Actual to Budget - Revenue from New Clients, 01 Jan 2019 To 31 Jan 2019, OffTrack
KPI - \$ YTD Actual to Budget - Revenue from New Clients, 01 Oct 2020 To 31 Oct 2020, OffTrack
KPI - \$ YTD Actual to Budget - Revenue from New Clients, 01 Feb 2021 To 28 Feb 2021, OffTrack
KPI - \$ YTD Actual to Budget - Revenue from New Clients, 01 Apr 2018 To 30 Apr 2018, OffTrack

KPI - \$ YTD Actual to Budget - Revenue from New Clients, 01 Jul 2017 To 31 Jul 2017, OffTrack
KPI - \$ YTD Actual to Budget - Revenue from New Clients, 01 Feb 2020 To 29 Feb 2020, OffTrack
KPI - \$ YTD Actual to Budget - Revenue from New Clients, 01 Apr 2022 To 30 Apr 2022, OffTrack
KPI - \$ YTD Actual to Budget - Revenue from New Clients, 01 Mar 2018 To 31 Mar 2018, OffTrack
KPI - \$ YTD Actual to Budget - Revenue from New Clients, 01 Sep 2018 To 30 Sep 2018, OnTrack
KPI - \$ YTD Actual to Budget - Revenue from New Clients, 01 May 2018 To 31 May 2018, OffTrack
KPI - \$ YTD Actual to Budget - Revenue from New Clients, 01 Jul 2018 To 31 Jul 2018, OnTrack
KPI - \$ YTD Actual to Budget - Revenue from New Clients, 01 Apr 2021 To 30 Apr 2021, OffTrack
KPI - \$ YTD Actual to Budget - Revenue from New Clients, 01 Jun 2021 To 30 Jun 2021, OffTrack
KPI - \$ YTD Actual to Budget - Revenue from New Clients, 01 Jul 2021 To 31 Jul 2021, OffTrack
KPI - \$ YTD Actual to Budget - Revenue from New Clients, 01 Mar 2020 To 31 Mar 2020, OffTrack
KPI - \$ YTD Actual to Budget - Revenue from New Clients, 01 Jul 2019 To 31 Jul 2019, OffTrack
KPI - \$ YTD Actual to Budget - Revenue from New Clients, 01 Sep 2019 To 30 Sep 2019, OffTrack
KPI - \$ YTD Actual to Budget - Revenue from New Clients, 01 Dec 2017 To 31 Dec 2017, OffTrack
KPI - \$ YTD Actual to Budget - Revenue from New Clients, 01 Mar 2019 To 31 Mar 2019, OffTrack
KPI - \$ YTD Actual to Budget - Revenue from New Clients, 01 Oct 2021 To 31 Oct 2021, OffTrack
KPI - \$ YTD Actual to Budget - Revenue from New Clients, 01 Dec 2019 To 31 Dec 2019, OffTrack
KPI - \$ YTD Actual to Budget - Revenue from New Clients, 01 Sep 2017 To 30 Sep 2017, OffTrack
KPI - \$ YTD Actual to Budget - Revenue from New Clients, 01 Nov 2018 To 30 Nov 2018, OffTrack
KPI - \$ YTD Actual to Budget - Revenue from New Clients, 01 Aug 2017 To 31 Aug 2017, OffTrack
KPI - \$ YTD Actual to Budget - Revenue from New Clients, 01 Jun 2022 To 30 Jun 2022, OffTrack
KPI - \$ YTD Actual to Budget - Revenue from New Clients, 01 Jun 2019 To 30 Jun 2019, OffTrack
KPI - \$ YTD Actual to Budget - Revenue from New Clients, 01 Aug 2017 To 31 Aug 2017, OffTrack
KPI - \$ YTD Actual to Budget - Revenue from New Clients, 01 Jun 2022 To 30 Jun 2022, OffTrack
KPI - \$ YTD Actual to Budget - Revenue from New Clients, 01 Jun 2019 To 30 Jun 2019, OffTrack
KPI - \$ estimated profit from past year mergers and acquisitions, 01 Mar 2021 To 31 Mar 2021, OffTrack
KPI - \$ estimated profit from past year mergers and acquisitions, 01 Jul 2020 To 31 Jul 2020, OnTrack
KPI - \$ estimated profit from past year mergers and acquisitions, 01 Jul 2018 To 31 Jul 2018, OnTrack
KPI - \$ estimated profit from past year mergers and acquisitions, 01 May 2018 To 31 May 2018, OffTrack
KPI - \$ estimated profit from past year mergers and acquisitions, 01 Nov 2020 To 30 Nov 2020, OffTrack
KPI - \$ estimated profit from past year mergers and acquisitions, 01 Apr 2019 To 30 Apr 2019, OnTrack
KPI - \$ estimated profit from past year mergers and acquisitions, 01 Mar 2019 To 31 Mar 2019, OnTrack
KPI - \$ estimated profit from past year mergers and acquisitions, 01 May 2020 To 31 May 2020, OnTrack
KPI - \$ estimated profit from past year mergers and acquisitions, 01 Feb 2019 To 28 Feb 2019, OnTrack

KPI - \$ estimated profit from past year mergers and acquisitions, 01 Feb 2018 To 28 Feb 2018, OffTrack
KPI - \$ estimated profit from past year mergers and acquisitions, 01 Aug 2018 To 31 Aug 2018, OnTrack
KPI - \$ estimated profit from past year mergers and acquisitions, 01 Aug 2020 To 31 Aug 2020, OffTrack
KPI - \$ estimated profit from past year mergers and acquisitions, 01 Jan 2022 To 31 Jan 2022, OnTrack
KPI - \$ estimated profit from past year mergers and acquisitions, 01 Jul 2017 To 31 Jul 2017, OffTrack
KPI - \$ estimated profit from past year mergers and acquisitions, 01 Aug 2019 To 31 Aug 2019, OffTrack
KPI - \$ estimated profit from past year mergers and acquisitions, 01 Dec 2019 To 31 Dec 2019, OnTrack
KPI - \$ estimated profit from past year mergers and acquisitions, 01 Jan 2018 To 31 Jan 2018, OffTrack
KPI - \$ estimated profit from past year mergers and acquisitions, 01 Sep 2017 To 30 Sep 2017, OffTrack
KPI - \$ estimated profit from past year mergers and acquisitions, 01 Jan 2019 To 31 Jan 2019, OnTrack
KPI - \$ estimated profit from past year mergers and acquisitions, 01 Jun 2022 To 30 Jun 2022, OnTrack
KPI - \$ estimated profit from past year mergers and acquisitions, 01 Sep 2020 To 30 Sep 2020, OnTrack
KPI - \$ estimated profit from past year mergers and acquisitions, 01 Dec 2017 To 31 Dec 2017, OffTrack
KPI - \$ estimated profit from past year mergers and acquisitions, 01 Apr 2021 To 30 Apr 2021, OffTrack
KPI - \$ estimated profit from past year mergers and acquisitions, 01 Dec 2021 To 31 Dec 2021, OnTrack
KPI - \$ estimated profit from past year mergers and acquisitions, 01 Jun 2019 To 30 Jun 2019, OnTrack
KPI - \$ estimated profit from past year mergers and acquisitions, 01 Apr 2018 To 30 Apr 2018, OffTrack
KPI - \$ estimated profit from past year mergers and acquisitions, 01 May 2022 To 31 May 2022, OnTrack
KPI - \$ estimated profit from past year mergers and acquisitions, 01 Oct 2017 To 31 Oct 2017, OffTrack
KPI - \$ estimated profit from past year mergers and acquisitions, 01 Dec 2020 To 31 Dec 2020, OffTrack
KPI - \$ estimated profit from past year mergers and acquisitions, 01 Nov 2021 To 30 Nov 2021, OnTrack
KPI - \$ estimated profit from past year mergers and acquisitions, 01 Nov 2017 To 30 Nov 2017, OffTrack
KPI - \$ estimated profit from past year mergers and acquisitions, 01 Oct 2019 To 31 Oct 2019, OffTrack
KPI - \$ estimated profit from past year mergers and acquisitions, 01 Mar 2020 To 31 Mar 2020, OnTrack
KPI - \$ estimated profit from past year mergers and acquisitions, 01 Oct 2018 To 31 Oct 2018, OnTrack
KPI - \$ estimated profit from past year mergers and acquisitions, 01 Jul 2019 To 31 Jul 2019, OffTrack
KPI - \$ estimated profit from past year mergers and acquisitions, 01 Sep 2018 To 30 Sep 2018, OnTrack
KPI - \$ estimated profit from past year mergers and acquisitions, 01 Oct 2020 To 31 Oct 2020, OffTrack
KPI - \$ estimated profit from past year mergers and acquisitions, 01 Aug 2017 To 31 Aug 2017, OffTrack
KPI - \$ estimated profit from past year mergers and acquisitions, 01 Oct 2021 To 31 Oct 2021, OnTrack
KPI - \$ estimated profit from past year mergers and acquisitions, 01 Jan 2021 To 31 Jan 2021, OffTrack
KPI - \$ estimated profit from past year mergers and acquisitions, 01 May 2019 To 31 May 2019, OnTrack
KPI - \$ estimated profit from past year mergers and acquisitions, 01 Apr 2022 To 30 Apr 2022, OnTrack
KPI - \$ estimated profit from past year mergers and acquisitions, 01 Jul 2021 To 31 Jul 2021, OnTrack

KPI - \$ estimated profit from past year mergers and acquisitions, 01 Dec 2018 To 31 Dec 2018, OnTrack
KPI - \$ estimated profit from past year mergers and acquisitions, 01 Apr 2020 To 30 Apr 2020, OnTrack
KPI - \$ estimated profit from past year mergers and acquisitions, 01 Feb 2020 To 29 Feb 2020, OnTrack
KPI - \$ estimated profit from past year mergers and acquisitions, 01 Jun 2018 To 30 Jun 2018, OffTrack
KPI - \$ estimated profit from past year mergers and acquisitions, 01 Feb 2021 To 28 Feb 2021, OffTrack
KPI - \$ estimated profit from past year mergers and acquisitions, 01 Jan 2020 To 31 Jan 2020, OnTrack
KPI - \$ estimated profit from past year mergers and acquisitions, 01 May 2021 To 31 May 2021, OffTrack
KPI - \$ estimated profit from past year mergers and acquisitions, 01 Jun 2020 To 30 Jun 2020, OnTrack
KPI - \$ estimated profit from past year mergers and acquisitions, 01 Nov 2019 To 30 Nov 2019, OffTrack
KPI - \$ estimated profit from past year mergers and acquisitions, 01 Aug 2021 To 31 Aug 2021, OnTrack
KPI - \$ estimated profit from past year mergers and acquisitions, 01 Sep 2019 To 30 Sep 2019, OffTrack
KPI - \$ estimated profit from past year mergers and acquisitions, 01 Nov 2018 To 30 Nov 2018, OnTrack
KPI - \$ estimated profit from past year mergers and acquisitions, 01 Sep 2021 To 30 Sep 2021, OnTrack
KPI - \$ estimated profit from past year mergers and acquisitions, 01 Mar 2018 To 31 Mar 2018, OffTrack
KPI - \$ estimated profit from past year mergers and acquisitions, 01 Feb 2022 To 28 Feb 2022, OnTrack
KPI - \$ estimated profit from past year mergers and acquisitions, 01 Jun 2021 To 30 Jun 2021, OffTrack
KPI - \$ estimated profit from past year mergers and acquisitions, 01 Mar 2022 To 31 Mar 2022, OnTrack
KPI - \$ YTD Actual to Budget - Services Delivered, 01 Feb 2021 To 28 Feb 2021, OffTrack
KPI - \$ YTD Actual to Budget - Services Delivered, 01 Aug 2021 To 31 Aug 2021, OffTrack
KPI - \$ YTD Actual to Budget - Services Delivered, 01 Aug 2018 To 31 Aug 2018, OffTrack
KPI - \$ YTD Actual to Budget - Services Delivered, 01 Nov 2020 To 30 Nov 2020, OffTrack
KPI - \$ YTD Actual to Budget - Services Delivered, 01 Jul 2017 To 31 Jul 2017, Monitor
KPI - \$ YTD Actual to Budget - Services Delivered, 01 Oct 2019 To 31 Oct 2019, OnTrack
KPI - \$ YTD Actual to Budget - Services Delivered, 01 Jun 2021 To 30 Jun 2021, OffTrack
KPI - \$ YTD Actual to Budget - Services Delivered, 01 Nov 2019 To 30 Nov 2019, OnTrack
KPI - \$ YTD Actual to Budget - Services Delivered, 01 Mar 2022 To 31 Mar 2022, OffTrack
KPI - \$ YTD Actual to Budget - Services Delivered, 01 Aug 2020 To 31 Aug 2020, OffTrack
KPI - \$ YTD Actual to Budget - Services Delivered, 01 Aug 2017 To 31 Aug 2017, Monitor
KPI - \$ YTD Actual to Budget - Services Delivered, 01 May 2020 To 31 May 2020, OnTrack
KPI - \$ YTD Actual to Budget - Services Delivered, 01 Oct 2018 To 31 Oct 2018, OnTrack
KPI - \$ YTD Actual to Budget - Services Delivered, 01 May 2019 To 31 May 2019, OnTrack
KPI - \$ YTD Actual to Budget - Services Delivered, 01 Jan 2020 To 31 Jan 2020, OnTrack
KPI - \$ YTD Actual to Budget - Services Delivered, 01 Jun 2022 To 30 Jun 2022, OffTrack
KPI - \$ YTD Actual to Budget - Services Delivered, 01 Apr 2022 To 30 Apr 2022, OffTrack

KPI - \$ YTD Actual to Budget - Services Delivered, 01 Jun 2020 To 30 Jun 2020, OnTrack
KPI - \$ YTD Actual to Budget - Services Delivered, 01 Mar 2019 To 31 Mar 2019, OnTrack
KPI - \$ YTD Actual to Budget - Services Delivered, 01 Oct 2020 To 31 Oct 2020, OffTrack
KPI - \$ YTD Actual to Budget - Services Delivered, 01 Jul 2018 To 31 Jul 2018, OffTrack
KPI - \$ YTD Actual to Budget - Services Delivered, 01 Sep 2020 To 30 Sep 2020, OffTrack
KPI - \$ YTD Actual to Budget - Services Delivered, 01 Apr 2021 To 30 Apr 2021, OffTrack
KPI - \$ YTD Actual to Budget - Services Delivered, 01 Jan 2018 To 31 Jan 2018, OffTrack
KPI - \$ YTD Actual to Budget - Services Delivered, 01 May 2021 To 31 May 2021, OffTrack
KPI - \$ YTD Actual to Budget - Services Delivered, 01 Dec 2021 To 31 Dec 2021, OffTrack
KPI - \$ YTD Actual to Budget - Services Delivered, 01 Feb 2020 To 29 Feb 2020, OnTrack
KPI - \$ YTD Actual to Budget - Services Delivered, 01 Jun 2018 To 30 Jun 2018, OffTrack
KPI - \$ YTD Actual to Budget - Services Delivered, 01 Oct 2017 To 31 Oct 2017, Monitor
KPI - \$ YTD Actual to Budget - Services Delivered, 01 Mar 2018 To 31 Mar 2018, OffTrack
KPI - \$ YTD Actual to Budget - Services Delivered, 01 Jan 2022 To 31 Jan 2022, OffTrack
KPI - \$ YTD Actual to Budget - Services Delivered, 01 Sep 2017 To 30 Sep 2017, Monitor
KPI - \$ YTD Actual to Budget - Services Delivered, 01 Nov 2021 To 30 Nov 2021, OffTrack
KPI - \$ YTD Actual to Budget - Services Delivered, 01 May 2018 To 31 May 2018, OffTrack
KPI - \$ YTD Actual to Budget - Services Delivered, 01 Mar 2021 To 31 Mar 2021, OffTrack
KPI - \$ YTD Actual to Budget - Services Delivered, 01 Jul 2021 To 31 Jul 2021, OffTrack
KPI - \$ YTD Actual to Budget - Services Delivered, 01 Dec 2019 To 31 Dec 2019, OnTrack
KPI - \$ YTD Actual to Budget - Services Delivered, 01 Sep 2019 To 30 Sep 2019, OffTrack
KPI - \$ YTD Actual to Budget - Services Delivered, 01 Jun 2019 To 30 Jun 2019, OnTrack
KPI - \$ YTD Actual to Budget - Services Delivered, 01 Jan 2019 To 31 Jan 2019, OnTrack
KPI - \$ YTD Actual to Budget - Services Delivered, 01 Jul 2020 To 31 Jul 2020, OffTrack
KPI - \$ YTD Actual to Budget - Services Delivered, 01 Nov 2018 To 30 Nov 2018, OnTrack
KPI - \$ YTD Actual to Budget - Services Delivered, 01 Apr 2018 To 30 Apr 2018, OffTrack
KPI - \$ YTD Actual to Budget - Services Delivered, 01 Sep 2021 To 30 Sep 2021, OffTrack
KPI - \$ YTD Actual to Budget - Services Delivered, 01 Nov 2017 To 30 Nov 2017, Monitor
KPI - \$ YTD Actual to Budget - Services Delivered, 01 Dec 2018 To 31 Dec 2018, OnTrack
KPI - \$ YTD Actual to Budget - Services Delivered, 01 Feb 2018 To 28 Feb 2018, OffTrack
KPI - \$ YTD Actual to Budget - Services Delivered, 01 Mar 2020 To 31 Mar 2020, OnTrack
KPI - \$ YTD Actual to Budget - Services Delivered, 01 Apr 2020 To 30 Apr 2020, OnTrack
KPI - \$ YTD Actual to Budget - Services Delivered, 01 Oct 2021 To 31 Oct 2021, OffTrack
KPI - \$ YTD Actual to Budget - Services Delivered, 01 Dec 2020 To 31 Dec 2020, OffTrack

KPI - \$ YTD Actual to Budget - Services Delivered, 01 Aug 2019 To 31 Aug 2019, OffTrack
KPI - \$ YTD Actual to Budget - Services Delivered, 01 Jan 2021 To 31 Jan 2021, OffTrack
KPI - \$ YTD Actual to Budget - Services Delivered, 01 May 2022 To 31 May 2022, OffTrack
KPI - \$ YTD Actual to Budget - Services Delivered, 01 Sep 2018 To 30 Sep 2018, OffTrack
KPI - \$ YTD Actual to Budget - Services Delivered, 01 Feb 2022 To 28 Feb 2022, OffTrack
KPI - \$ YTD Actual to Budget - Services Delivered, 01 Jul 2019 To 31 Jul 2019, OffTrack
KPI - \$ YTD Actual to Budget - Services Delivered, 01 Feb 2019 To 28 Feb 2019, OnTrack
KPI - \$ YTD Actual to Budget - Services Delivered, 01 Apr 2019 To 30 Apr 2019, OnTrack
KPI - \$ YTD Actual to Budget - Services Delivered, 01 Dec 2017 To 31 Dec 2017, OffTrack
KPI - \$ YTD Actual to Budget - Services Delivered, 01 Feb 2021 To 28 Feb 2021, OffTrack
KPI - \$ YTD Actual to Budget - Services Delivered, 01 Aug 2021 To 31 Aug 2021, OffTrack
KPI - \$ YTD Actual to Budget - Services Delivered, 01 Aug 2018 To 31 Aug 2018, OffTrack
KPI - \$ YTD Actual to Budget - Services Delivered, 01 Nov 2020 To 30 Nov 2020, OffTrack
KPI - \$ YTD Actual to Budget - Services Delivered, 01 Jul 2017 To 31 Jul 2017, Monitor
KPI - \$ YTD Actual to Budget - Services Delivered, 01 Oct 2019 To 31 Oct 2019, OnTrack
KPI - \$ YTD Actual to Budget - Services Delivered, 01 Jun 2021 To 30 Jun 2021, OffTrack
KPI - \$ YTD Actual to Budget - Services Delivered, 01 Nov 2019 To 30 Nov 2019, OnTrack
KPI - \$ YTD Actual to Budget - Services Delivered, 01 Mar 2022 To 31 Mar 2022, OffTrack
KPI - \$ YTD Actual to Budget - Services Delivered, 01 Aug 2020 To 31 Aug 2020, OffTrack
KPI - \$ YTD Actual to Budget - Services Delivered, 01 Aug 2017 To 31 Aug 2017, Monitor
KPI - \$ YTD Actual to Budget - Services Delivered, 01 May 2020 To 31 May 2020, OnTrack
KPI - \$ YTD Actual to Budget - Services Delivered, 01 Oct 2018 To 31 Oct 2018, OnTrack
KPI - \$ YTD Actual to Budget - Services Delivered, 01 May 2019 To 31 May 2019, OnTrack
KPI - \$ YTD Actual to Budget - Services Delivered, 01 Jan 2020 To 31 Jan 2020, OnTrack
KPI - \$ YTD Actual to Budget - Services Delivered, 01 Jun 2022 To 30 Jun 2022, OffTrack
KPI - \$ YTD Actual to Budget - Services Delivered, 01 Apr 2022 To 30 Apr 2022, OffTrack
KPI - \$ YTD Actual to Budget - Services Delivered, 01 Jun 2020 To 30 Jun 2020, OnTrack
KPI - \$ YTD Actual to Budget - Services Delivered, 01 Mar 2019 To 31 Mar 2019, OnTrack
KPI - \$ YTD Actual to Budget - Services Delivered, 01 Oct 2020 To 31 Oct 2020, OffTrack
KPI - \$ YTD Actual to Budget - Services Delivered, 01 Jul 2018 To 31 Jul 2018, OffTrack
KPI - \$ YTD Actual to Budget - Services Delivered, 01 Sep 2020 To 30 Sep 2020, OffTrack
KPI - \$ YTD Actual to Budget - Services Delivered, 01 Apr 2021 To 30 Apr 2021, OffTrack
KPI - \$ YTD Actual to Budget - Services Delivered, 01 Jan 2018 To 31 Jan 2018, OffTrack
KPI - \$ YTD Actual to Budget - Services Delivered, 01 May 2021 To 31 May 2021, OffTrack

KPI - \$ YTD Actual to Budget - Services Delivered, 01 Dec 2021 To 31 Dec 2021, OffTrack
KPI - \$ YTD Actual to Budget - Services Delivered, 01 Feb 2020 To 29 Feb 2020, OnTrack
KPI - \$ YTD Actual to Budget - Services Delivered, 01 Jun 2018 To 30 Jun 2018, OffTrack
KPI - \$ YTD Actual to Budget - Services Delivered, 01 Oct 2017 To 31 Oct 2017, Monitor
KPI - \$ YTD Actual to Budget - Services Delivered, 01 Mar 2018 To 31 Mar 2018, OffTrack
KPI - \$ YTD Actual to Budget - Services Delivered, 01 Jan 2022 To 31 Jan 2022, OffTrack
KPI - \$ YTD Actual to Budget - Services Delivered, 01 Sep 2017 To 30 Sep 2017, Monitor
KPI - \$ YTD Actual to Budget - Services Delivered, 01 Nov 2021 To 30 Nov 2021, OffTrack
KPI - \$ YTD Actual to Budget - Services Delivered, 01 May 2018 To 31 May 2018, OffTrack
KPI - \$ YTD Actual to Budget - Services Delivered, 01 Mar 2021 To 31 Mar 2021, OffTrack
KPI - \$ YTD Actual to Budget - Services Delivered, 01 Jul 2021 To 31 Jul 2021, OffTrack
KPI - \$ YTD Actual to Budget - Services Delivered, 01 Dec 2019 To 31 Dec 2019, OnTrack
KPI - \$ YTD Actual to Budget - Services Delivered, 01 Sep 2019 To 30 Sep 2019, OffTrack
KPI - \$ YTD Actual to Budget - Services Delivered, 01 Jun 2019 To 30 Jun 2019, OnTrack
KPI - \$ YTD Actual to Budget - Services Delivered, 01 Jan 2019 To 31 Jan 2019, OnTrack
KPI - \$ YTD Actual to Budget - Services Delivered, 01 Jul 2020 To 31 Jul 2020, OffTrack
KPI - \$ YTD Actual to Budget - Services Delivered, 01 Nov 2018 To 30 Nov 2018, OnTrack
KPI - \$ YTD Actual to Budget - Services Delivered, 01 Apr 2018 To 30 Apr 2018, OffTrack
KPI - \$ YTD Actual to Budget - Services Delivered, 01 Sep 2021 To 30 Sep 2021, OffTrack
KPI - \$ YTD Actual to Budget - Services Delivered, 01 Nov 2017 To 30 Nov 2017, Monitor
KPI - \$ YTD Actual to Budget - Services Delivered, 01 Dec 2018 To 31 Dec 2018, OnTrack
KPI - \$ YTD Actual to Budget - Services Delivered, 01 Feb 2018 To 28 Feb 2018, OffTrack
KPI - \$ YTD Actual to Budget - Services Delivered, 01 Mar 2020 To 31 Mar 2020, OnTrack
KPI - \$ YTD Actual to Budget - Services Delivered, 01 Apr 2020 To 30 Apr 2020, OnTrack
KPI - \$ YTD Actual to Budget - Services Delivered, 01 Oct 2021 To 31 Oct 2021, OffTrack
KPI - \$ YTD Actual to Budget - Services Delivered, 01 Dec 2020 To 31 Dec 2020, OffTrack
KPI - \$ YTD Actual to Budget - Services Delivered, 01 Aug 2019 To 31 Aug 2019, OffTrack
KPI - \$ YTD Actual to Budget - Services Delivered, 01 Jan 2021 To 31 Jan 2021, OffTrack
KPI - \$ YTD Actual to Budget - Services Delivered, 01 May 2022 To 31 May 2022, OffTrack
KPI - \$ YTD Actual to Budget - Services Delivered, 01 Sep 2018 To 30 Sep 2018, OffTrack
KPI - \$ YTD Actual to Budget - Services Delivered, 01 Feb 2022 To 28 Feb 2022, OffTrack
KPI - \$ YTD Actual to Budget - Services Delivered, 01 Jul 2019 To 31 Jul 2019, OffTrack
KPI - \$ YTD Actual to Budget - Services Delivered, 01 Feb 2019 To 28 Feb 2019, OnTrack
KPI - \$ YTD Actual to Budget - Services Delivered, 01 Apr 2019 To 30 Apr 2019, OnTrack

KPI - \$ YTD Actual to Budget - Services Delivered, 01 Dec 2017 To 31 Dec 2017, OffTrack
KPI - \$ estimated profit from past year mergers and acquisitions, 01 Mar 2021 To 31 Mar 2021, OffTrack
KPI - \$ estimated profit from past year mergers and acquisitions, 01 Jul 2020 To 31 Jul 2020, OnTrack
KPI - \$ estimated profit from past year mergers and acquisitions, 01 Jul 2018 To 31 Jul 2018, OnTrack
KPI - \$ estimated profit from past year mergers and acquisitions, 01 May 2018 To 31 May 2018, OffTrack
KPI - \$ estimated profit from past year mergers and acquisitions, 01 Nov 2020 To 30 Nov 2020, OffTrack
KPI - \$ estimated profit from past year mergers and acquisitions, 01 Apr 2019 To 30 Apr 2019, OnTrack
KPI - \$ estimated profit from past year mergers and acquisitions, 01 Mar 2019 To 31 Mar 2019, OnTrack
KPI - \$ estimated profit from past year mergers and acquisitions, 01 May 2020 To 31 May 2020, OnTrack
KPI - \$ estimated profit from past year mergers and acquisitions, 01 Feb 2019 To 28 Feb 2019, OnTrack
KPI - \$ estimated profit from past year mergers and acquisitions, 01 Feb 2018 To 28 Feb 2018, OffTrack
KPI - \$ estimated profit from past year mergers and acquisitions, 01 Aug 2018 To 31 Aug 2018, OnTrack
KPI - \$ estimated profit from past year mergers and acquisitions, 01 Aug 2020 To 31 Aug 2020, OffTrack
KPI - \$ estimated profit from past year mergers and acquisitions, 01 Jan 2022 To 31 Jan 2022, OnTrack
KPI - \$ estimated profit from past year mergers and acquisitions, 01 Jul 2017 To 31 Jul 2017, OffTrack
KPI - \$ estimated profit from past year mergers and acquisitions, 01 Aug 2019 To 31 Aug 2019, OffTrack
KPI - \$ estimated profit from past year mergers and acquisitions, 01 Dec 2019 To 31 Dec 2019, OnTrack
KPI - \$ estimated profit from past year mergers and acquisitions, 01 Jan 2018 To 31 Jan 2018, OffTrack
KPI - \$ estimated profit from past year mergers and acquisitions, 01 Sep 2017 To 30 Sep 2017, OffTrack
KPI - \$ estimated profit from past year mergers and acquisitions, 01 Jan 2019 To 31 Jan 2019, OnTrack
KPI - \$ estimated profit from past year mergers and acquisitions, 01 Jun 2022 To 30 Jun 2022, OnTrack
KPI - \$ estimated profit from past year mergers and acquisitions, 01 Sep 2020 To 30 Sep 2020, OnTrack
KPI - \$ estimated profit from past year mergers and acquisitions, 01 Dec 2017 To 31 Dec 2017, OffTrack
KPI - \$ estimated profit from past year mergers and acquisitions, 01 Apr 2021 To 30 Apr 2021, OffTrack
KPI - \$ estimated profit from past year mergers and acquisitions, 01 Dec 2021 To 31 Dec 2021, OnTrack
KPI - \$ estimated profit from past year mergers and acquisitions, 01 Jun 2019 To 30 Jun 2019, OnTrack
KPI - \$ estimated profit from past year mergers and acquisitions, 01 Apr 2018 To 30 Apr 2018, OffTrack
KPI - \$ estimated profit from past year mergers and acquisitions, 01 May 2022 To 31 May 2022, OnTrack
KPI - \$ estimated profit from past year mergers and acquisitions, 01 Oct 2017 To 31 Oct 2017, OffTrack
KPI - \$ estimated profit from past year mergers and acquisitions, 01 Dec 2020 To 31 Dec 2020, OffTrack
KPI - \$ estimated profit from past year mergers and acquisitions, 01 Nov 2021 To 30 Nov 2021, OnTrack
KPI - \$ estimated profit from past year mergers and acquisitions, 01 Nov 2017 To 30 Nov 2017, OffTrack
KPI - \$ estimated profit from past year mergers and acquisitions, 01 Oct 2019 To 31 Oct 2019, OffTrack
KPI - \$ estimated profit from past year mergers and acquisitions, 01 Mar 2020 To 31 Mar 2020, OnTrack

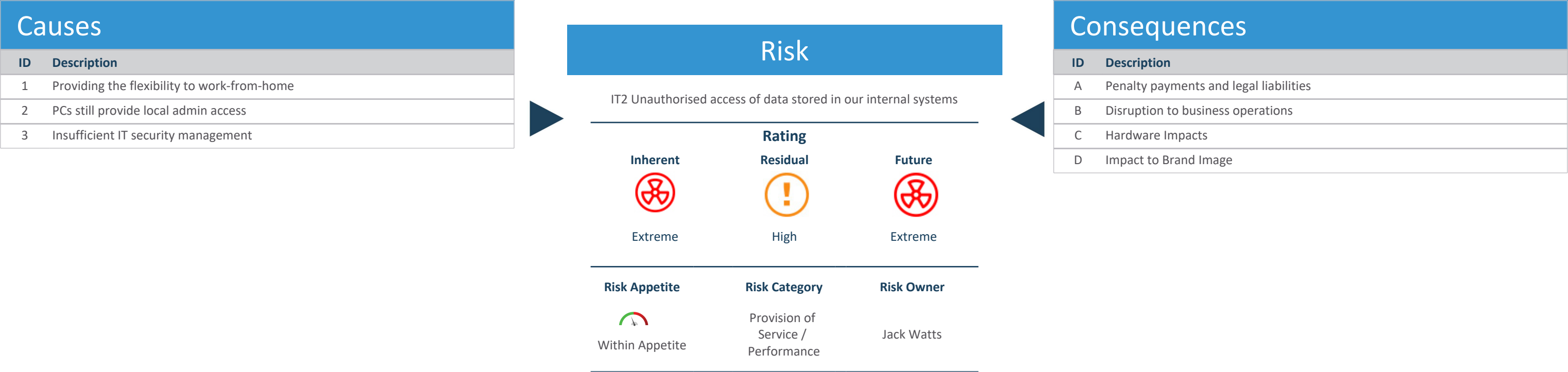
KPI - \$ estimated profit from past year mergers and acquisitions, 01 Oct 2018 To 31 Oct 2018, OnTrack
KPI - \$ estimated profit from past year mergers and acquisitions, 01 Jul 2019 To 31 Jul 2019, OffTrack
KPI - \$ estimated profit from past year mergers and acquisitions, 01 Sep 2018 To 30 Sep 2018, OnTrack
KPI - \$ estimated profit from past year mergers and acquisitions, 01 Oct 2020 To 31 Oct 2020, OffTrack
KPI - \$ estimated profit from past year mergers and acquisitions, 01 Aug 2017 To 31 Aug 2017, OffTrack
KPI - \$ estimated profit from past year mergers and acquisitions, 01 Oct 2021 To 31 Oct 2021, OnTrack
KPI - \$ estimated profit from past year mergers and acquisitions, 01 Jan 2021 To 31 Jan 2021, OffTrack
KPI - \$ estimated profit from past year mergers and acquisitions, 01 May 2019 To 31 May 2019, OnTrack
KPI - \$ estimated profit from past year mergers and acquisitions, 01 Apr 2022 To 30 Apr 2022, OnTrack
KPI - \$ estimated profit from past year mergers and acquisitions, 01 Jul 2021 To 31 Jul 2021, OnTrack
KPI - \$ estimated profit from past year mergers and acquisitions, 01 Dec 2018 To 31 Dec 2018, OnTrack
KPI - \$ estimated profit from past year mergers and acquisitions, 01 Apr 2020 To 30 Apr 2020, OnTrack
KPI - \$ estimated profit from past year mergers and acquisitions, 01 Feb 2020 To 29 Feb 2020, OnTrack
KPI - \$ estimated profit from past year mergers and acquisitions, 01 Jun 2018 To 30 Jun 2018, OffTrack
KPI - \$ estimated profit from past year mergers and acquisitions, 01 Feb 2021 To 28 Feb 2021, OffTrack
KPI - \$ estimated profit from past year mergers and acquisitions, 01 Jan 2020 To 31 Jan 2020, OnTrack
KPI - \$ estimated profit from past year mergers and acquisitions, 01 May 2021 To 31 May 2021, OffTrack
KPI - \$ estimated profit from past year mergers and acquisitions, 01 Jun 2020 To 30 Jun 2020, OnTrack
KPI - \$ estimated profit from past year mergers and acquisitions, 01 Nov 2019 To 30 Nov 2019, OffTrack
KPI - \$ estimated profit from past year mergers and acquisitions, 01 Aug 2021 To 31 Aug 2021, OnTrack
KPI - \$ estimated profit from past year mergers and acquisitions, 01 Sep 2019 To 30 Sep 2019, OffTrack
KPI - \$ estimated profit from past year mergers and acquisitions, 01 Nov 2018 To 30 Nov 2018, OnTrack
KPI - \$ estimated profit from past year mergers and acquisitions, 01 Sep 2021 To 30 Sep 2021, OnTrack
KPI - \$ estimated profit from past year mergers and acquisitions, 01 Mar 2018 To 31 Mar 2018, OffTrack
KPI - \$ estimated profit from past year mergers and acquisitions, 01 Feb 2022 To 28 Feb 2022, OnTrack
KPI - \$ estimated profit from past year mergers and acquisitions, 01 Jun 2021 To 30 Jun 2021, OffTrack
KPI - \$ estimated profit from past year mergers and acquisitions, 01 Mar 2022 To 31 Mar 2022, OnTrack
KPI - \$ YTD Actual to Budget - Services Delivered, 01 Feb 2021 To 28 Feb 2021, OffTrack
KPI - \$ YTD Actual to Budget - Services Delivered, 01 Aug 2021 To 31 Aug 2021, OffTrack
KPI - \$ YTD Actual to Budget - Services Delivered, 01 Aug 2018 To 31 Aug 2018, OffTrack
KPI - \$ YTD Actual to Budget - Services Delivered, 01 Nov 2020 To 30 Nov 2020, OffTrack
KPI - \$ YTD Actual to Budget - Services Delivered, 01 Jul 2017 To 31 Jul 2017, Monitor
KPI - \$ YTD Actual to Budget - Services Delivered, 01 Oct 2019 To 31 Oct 2019, OnTrack
KPI - \$ YTD Actual to Budget - Services Delivered, 01 Jun 2021 To 30 Jun 2021, OffTrack

KPI - \$ YTD Actual to Budget - Services Delivered, 01 Nov 2019 To 30 Nov 2019, OnTrack
KPI - \$ YTD Actual to Budget - Services Delivered, 01 Mar 2022 To 31 Mar 2022, OffTrack
KPI - \$ YTD Actual to Budget - Services Delivered, 01 Aug 2020 To 31 Aug 2020, OffTrack
KPI - \$ YTD Actual to Budget - Services Delivered, 01 Aug 2017 To 31 Aug 2017, Monitor
KPI - \$ YTD Actual to Budget - Services Delivered, 01 May 2020 To 31 May 2020, OnTrack
KPI - \$ YTD Actual to Budget - Services Delivered, 01 Oct 2018 To 31 Oct 2018, OnTrack
KPI - \$ YTD Actual to Budget - Services Delivered, 01 May 2019 To 31 May 2019, OnTrack
KPI - \$ YTD Actual to Budget - Services Delivered, 01 Jan 2020 To 31 Jan 2020, OnTrack
KPI - \$ YTD Actual to Budget - Services Delivered, 01 Jun 2022 To 30 Jun 2022, OffTrack
KPI - \$ YTD Actual to Budget - Services Delivered, 01 Apr 2022 To 30 Apr 2022, OffTrack
KPI - \$ YTD Actual to Budget - Services Delivered, 01 Jun 2020 To 30 Jun 2020, OnTrack
KPI - \$ YTD Actual to Budget - Services Delivered, 01 Mar 2019 To 31 Mar 2019, OnTrack
KPI - \$ YTD Actual to Budget - Services Delivered, 01 Oct 2020 To 31 Oct 2020, OffTrack
KPI - \$ YTD Actual to Budget - Services Delivered, 01 Jul 2018 To 31 Jul 2018, OffTrack
KPI - \$ YTD Actual to Budget - Services Delivered, 01 Sep 2020 To 30 Sep 2020, OffTrack
KPI - \$ YTD Actual to Budget - Services Delivered, 01 Apr 2021 To 30 Apr 2021, OffTrack
KPI - \$ YTD Actual to Budget - Services Delivered, 01 Jan 2018 To 31 Jan 2018, OffTrack
KPI - \$ YTD Actual to Budget - Services Delivered, 01 May 2021 To 31 May 2021, OffTrack
KPI - \$ YTD Actual to Budget - Services Delivered, 01 Dec 2021 To 31 Dec 2021, OffTrack
KPI - \$ YTD Actual to Budget - Services Delivered, 01 Feb 2020 To 29 Feb 2020, OnTrack
KPI - \$ YTD Actual to Budget - Services Delivered, 01 Jun 2018 To 30 Jun 2018, OffTrack
KPI - \$ YTD Actual to Budget - Services Delivered, 01 Oct 2017 To 31 Oct 2017, Monitor
KPI - \$ YTD Actual to Budget - Services Delivered, 01 Mar 2018 To 31 Mar 2018, OffTrack
KPI - \$ YTD Actual to Budget - Services Delivered, 01 Jan 2022 To 31 Jan 2022, OffTrack
KPI - \$ YTD Actual to Budget - Services Delivered, 01 Sep 2017 To 30 Sep 2017, Monitor
KPI - \$ YTD Actual to Budget - Services Delivered, 01 Nov 2021 To 30 Nov 2021, OffTrack
KPI - \$ YTD Actual to Budget - Services Delivered, 01 May 2018 To 31 May 2018, OffTrack
KPI - \$ YTD Actual to Budget - Services Delivered, 01 Mar 2021 To 31 Mar 2021, OffTrack
KPI - \$ YTD Actual to Budget - Services Delivered, 01 Jul 2021 To 31 Jul 2021, OffTrack
KPI - \$ YTD Actual to Budget - Services Delivered, 01 Dec 2019 To 31 Dec 2019, OnTrack
KPI - \$ YTD Actual to Budget - Services Delivered, 01 Sep 2019 To 30 Sep 2019, OffTrack
KPI - \$ YTD Actual to Budget - Services Delivered, 01 Jun 2019 To 30 Jun 2019, OnTrack
KPI - \$ YTD Actual to Budget - Services Delivered, 01 Jan 2019 To 31 Jan 2019, OnTrack
KPI - \$ YTD Actual to Budget - Services Delivered, 01 Jul 2020 To 31 Jul 2020, OffTrack

KPI - \$ YTD Actual to Budget - Services Delivered, 01 Nov 2018 To 30 Nov 2018, OnTrack
KPI - \$ YTD Actual to Budget - Services Delivered, 01 Apr 2018 To 30 Apr 2018, OffTrack
KPI - \$ YTD Actual to Budget - Services Delivered, 01 Sep 2021 To 30 Sep 2021, OffTrack
KPI - \$ YTD Actual to Budget - Services Delivered, 01 Nov 2017 To 30 Nov 2017, Monitor
KPI - \$ YTD Actual to Budget - Services Delivered, 01 Dec 2018 To 31 Dec 2018, OnTrack
KPI - \$ YTD Actual to Budget - Services Delivered, 01 Feb 2018 To 28 Feb 2018, OffTrack
KPI - \$ YTD Actual to Budget - Services Delivered, 01 Mar 2020 To 31 Mar 2020, OnTrack
KPI - \$ YTD Actual to Budget - Services Delivered, 01 Apr 2020 To 30 Apr 2020, OnTrack
KPI - \$ YTD Actual to Budget - Services Delivered, 01 Oct 2021 To 31 Oct 2021, OffTrack
KPI - \$ YTD Actual to Budget - Services Delivered, 01 Dec 2020 To 31 Dec 2020, OffTrack
KPI - \$ YTD Actual to Budget - Services Delivered, 01 Aug 2019 To 31 Aug 2019, OffTrack
KPI - \$ YTD Actual to Budget - Services Delivered, 01 Jan 2021 To 31 Jan 2021, OffTrack
KPI - \$ YTD Actual to Budget - Services Delivered, 01 May 2022 To 31 May 2022, OffTrack
KPI - \$ YTD Actual to Budget - Services Delivered, 01 Sep 2018 To 30 Sep 2018, OffTrack
KPI - \$ YTD Actual to Budget - Services Delivered, 01 Feb 2022 To 28 Feb 2022, OffTrack
KPI - \$ YTD Actual to Budget - Services Delivered, 01 Jul 2019 To 31 Jul 2019, OffTrack
KPI - \$ YTD Actual to Budget - Services Delivered, 01 Feb 2019 To 28 Feb 2019, OnTrack
KPI - \$ YTD Actual to Budget - Services Delivered, 01 Apr 2019 To 30 Apr 2019, OnTrack
KPI - \$ YTD Actual to Budget - Services Delivered, 01 Dec 2017 To 31 Dec 2017, OffTrack
KPI - \$ YTD Actual to Budget - Revenue from New Clients, 01 Apr 2019 To 30 Apr 2019, OffTrack
KPI - \$ YTD Actual to Budget - Revenue from New Clients, 01 Nov 2021 To 30 Nov 2021, OffTrack
KPI - \$ YTD Actual to Budget - Revenue from New Clients, 01 Dec 2021 To 31 Dec 2021, OffTrack
KPI - \$ YTD Actual to Budget - Revenue from New Clients, 01 Aug 2020 To 31 Aug 2020, OnTrack
KPI - \$ YTD Actual to Budget - Revenue from New Clients, 01 Nov 2019 To 30 Nov 2019, OffTrack
KPI - \$ YTD Actual to Budget - Revenue from New Clients, 01 Nov 2020 To 30 Nov 2020, OffTrack
KPI - \$ YTD Actual to Budget - Revenue from New Clients, 01 Jan 2020 To 31 Jan 2020, OffTrack
KPI - \$ YTD Actual to Budget - Revenue from New Clients, 01 Jun 2018 To 30 Jun 2018, OffTrack
KPI - \$ YTD Actual to Budget - Revenue from New Clients, 01 Feb 2022 To 28 Feb 2022, OffTrack
KPI - \$ YTD Actual to Budget - Revenue from New Clients, 01 Dec 2020 To 31 Dec 2020, OffTrack
KPI - \$ YTD Actual to Budget - Revenue from New Clients, 01 May 2019 To 31 May 2019, OffTrack
KPI - \$ YTD Actual to Budget - Revenue from New Clients, 01 Jul 2020 To 31 Jul 2020, OnTrack
KPI - \$ YTD Actual to Budget - Revenue from New Clients, 01 Aug 2021 To 31 Aug 2021, OffTrack
KPI - \$ YTD Actual to Budget - Revenue from New Clients, 01 May 2020 To 31 May 2020, OffTrack
KPI - \$ YTD Actual to Budget - Revenue from New Clients, 01 Sep 2021 To 30 Sep 2021, OffTrack

KPI - \$ YTD Actual to Budget - Revenue from New Clients, 01 May 2022 To 31 May 2022, OffTrack
KPI - \$ YTD Actual to Budget - Revenue from New Clients, 01 Feb 2018 To 28 Feb 2018, OffTrack
KPI - \$ YTD Actual to Budget - Revenue from New Clients, 01 Jan 2018 To 31 Jan 2018, OffTrack
KPI - \$ YTD Actual to Budget - Revenue from New Clients, 01 Sep 2020 To 30 Sep 2020, OffTrack
KPI - \$ YTD Actual to Budget - Revenue from New Clients, 01 Feb 2019 To 28 Feb 2019, OffTrack
KPI - \$ YTD Actual to Budget - Revenue from New Clients, 01 Mar 2022 To 31 Mar 2022, OffTrack
KPI - \$ YTD Actual to Budget - Revenue from New Clients, 01 Jan 2022 To 31 Jan 2022, OffTrack
KPI - \$ YTD Actual to Budget - Revenue from New Clients, 01 Aug 2018 To 31 Aug 2018, OnTrack
KPI - \$ YTD Actual to Budget - Revenue from New Clients, 01 Aug 2019 To 31 Aug 2019, OffTrack
KPI - \$ YTD Actual to Budget - Revenue from New Clients, 01 Apr 2020 To 30 Apr 2020, OffTrack
KPI - \$ YTD Actual to Budget - Revenue from New Clients, 01 Oct 2018 To 31 Oct 2018, OnTrack
KPI - \$ YTD Actual to Budget - Revenue from New Clients, 01 Dec 2018 To 31 Dec 2018, OffTrack
KPI - \$ YTD Actual to Budget - Revenue from New Clients, 01 Jun 2020 To 30 Jun 2020, OffTrack
KPI - \$ YTD Actual to Budget - Revenue from New Clients, 01 Nov 2017 To 30 Nov 2017, OffTrack
KPI - \$ YTD Actual to Budget - Revenue from New Clients, 01 Mar 2021 To 31 Mar 2021, OffTrack
KPI - \$ YTD Actual to Budget - Revenue from New Clients, 01 May 2021 To 31 May 2021, OffTrack
KPI - \$ YTD Actual to Budget - Revenue from New Clients, 01 Oct 2019 To 31 Oct 2019, OffTrack
KPI - \$ YTD Actual to Budget - Revenue from New Clients, 01 Jan 2021 To 31 Jan 2021, OffTrack
KPI - \$ YTD Actual to Budget - Revenue from New Clients, 01 Oct 2017 To 31 Oct 2017, OffTrack
KPI - \$ YTD Actual to Budget - Revenue from New Clients, 01 Jan 2019 To 31 Jan 2019, OffTrack
KPI - \$ YTD Actual to Budget - Revenue from New Clients, 01 Oct 2020 To 31 Oct 2020, OffTrack
KPI - \$ YTD Actual to Budget - Revenue from New Clients, 01 Feb 2021 To 28 Feb 2021, OffTrack
KPI - \$ YTD Actual to Budget - Revenue from New Clients, 01 Apr 2018 To 30 Apr 2018, OffTrack
KPI - \$ YTD Actual to Budget - Revenue from New Clients, 01 Jul 2017 To 31 Jul 2017, OffTrack
KPI - \$ YTD Actual to Budget - Revenue from New Clients, 01 Feb 2020 To 29 Feb 2020, OffTrack
KPI - \$ YTD Actual to Budget - Revenue from New Clients, 01 Apr 2022 To 30 Apr 2022, OffTrack
KPI - \$ YTD Actual to Budget - Revenue from New Clients, 01 Mar 2018 To 31 Mar 2018, OffTrack
KPI - \$ YTD Actual to Budget - Revenue from New Clients, 01 Sep 2018 To 30 Sep 2018, OnTrack
KPI - \$ YTD Actual to Budget - Revenue from New Clients, 01 May 2018 To 31 May 2018, OffTrack
KPI - \$ YTD Actual to Budget - Revenue from New Clients, 01 Jul 2018 To 31 Jul 2018, OnTrack
KPI - \$ YTD Actual to Budget - Revenue from New Clients, 01 Apr 2021 To 30 Apr 2021, OffTrack
KPI - \$ YTD Actual to Budget - Revenue from New Clients, 01 Jun 2021 To 30 Jun 2021, OffTrack
KPI - \$ YTD Actual to Budget - Revenue from New Clients, 01 Jul 2021 To 31 Jul 2021, OffTrack
KPI - \$ YTD Actual to Budget - Revenue from New Clients, 01 Mar 2020 To 31 Mar 2020, OffTrack

KPI - \$ YTD Actual to Budget - Revenue from New Clients, 01 Jul 2019 To 31 Jul 2019, OffTrack
KPI - \$ YTD Actual to Budget - Revenue from New Clients, 01 Sep 2019 To 30 Sep 2019, OffTrack
KPI - \$ YTD Actual to Budget - Revenue from New Clients, 01 Dec 2017 To 31 Dec 2017, OffTrack
KPI - \$ YTD Actual to Budget - Revenue from New Clients, 01 Mar 2019 To 31 Mar 2019, OffTrack
KPI - \$ YTD Actual to Budget - Revenue from New Clients, 01 Oct 2021 To 31 Oct 2021, OffTrack
KPI - \$ YTD Actual to Budget - Revenue from New Clients, 01 Dec 2019 To 31 Dec 2019, OffTrack
KPI - \$ YTD Actual to Budget - Revenue from New Clients, 01 Sep 2017 To 30 Sep 2017, OffTrack
KPI - \$ YTD Actual to Budget - Revenue from New Clients, 01 Nov 2018 To 30 Nov 2018, OffTrack
KPI - \$ YTD Actual to Budget - Revenue from New Clients, 01 Aug 2017 To 31 Aug 2017, OffTrack
KPI - \$ YTD Actual to Budget - Revenue from New Clients, 01 Jun 2022 To 30 Jun 2022, OffTrack
KPI - \$ YTD Actual to Budget - Revenue from New Clients, 01 Jun 2019 To 30 Jun 2019, OffTrack



KPI - # of IP loss incidents, 01 Feb 2019 To 28 Feb 2019, OffTrack
KPI - # of IP loss incidents, 01 Jul 2021 To 31 Jul 2021, OffTrack
KPI - # of IP loss incidents, 01 Jul 2020 To 31 Jul 2020, OnTrack
KPI - # of IP loss incidents, 01 Aug 2021 To 31 Aug 2021, OffTrack
KPI - # of IP loss incidents, 01 Jan 2019 To 31 Jan 2019, OffTrack
KPI - # of IP loss incidents, 01 Sep 2021 To 30 Sep 2021, OffTrack
KPI - # of IP loss incidents, 01 May 2020 To 31 May 2020, OnTrack
KPI - # of IP loss incidents, 01 Sep 2020 To 30 Sep 2020, OnTrack
KPI - # of IP loss incidents, 01 May 2021 To 31 May 2021, OnTrack
KPI - # of IP loss incidents, 01 Oct 2020 To 31 Oct 2020, OffTrack
Hierarchy - Business Development Strategy 2021-2025 > Level 2 > Business enhancement on new initiatives
Hierarchy - Business Development Strategy 2021-2025 > Level 2 > An efficient workforce, supported by business systems, enabling service delivery excellence
Audit - ISO 27001:2011 - Information security management audit - High
Audit Findings - Cash Collection -Events & Booking Database Does Not Have Password Security or Audit Trails - High
Recommendations - Develop policies addressing the use of mobile phones - Not Started
Recommendations - Implement a security system where the Audit trail feature is available - In Progress
Recommendations - Give consideration to the potential benefits of formally adopting IT Security Standards to achieve either alignment or formal compliance with the requirements of the IS027001 IT security standards. - In Progress
Hierarchy - Planing Hierarchy > Outcome > Successful established global partnerships and acquisitions
Hierarchy - Planing Hierarchy > Outcome > Increased presence throughout Asia driven by a self-sufficient direct sales engine
KPI - # of cyber attacks, 01 Mar 2020 To 31 Mar 2020, OffTrack
KPI - # of cyber attacks, 01 Dec 2018 To 31 Dec 2018, OnTrack
KPI - # of cyber attacks, 01 Jul 2021 To 31 Jul 2021, OnTrack
KPI - # of cyber attacks, 01 Feb 2020 To 29 Feb 2020, OffTrack
KPI - # of cyber attacks, 01 Mar 2022 To 31 Mar 2022, OnTrack
KPI - # of cyber attacks, 01 Jun 2022 To 30 Jun 2022, OnTrack
KPI - # of cyber attacks, 01 Feb 2022 To 28 Feb 2022, OnTrack
KPI - # of cyber attacks, 01 May 2021 To 31 May 2021, OnTrack
KPI - # of cyber attacks, 01 Sep 2021 To 30 Sep 2021, OnTrack
KPI - # of cyber attacks, 01 Oct 2021 To 31 Oct 2021, OffTrack
KPI - # of cyber attacks, 01 Jun 2019 To 30 Jun 2019, OffTrack
KPI - # of cyber attacks, 01 May 2019 To 31 May 2019, OffTrack
KPI - # of cyber attacks, 01 Feb 2019 To 28 Feb 2019, OffTrack
KPI - # of cyber attacks, 01 Nov 2019 To 30 Nov 2019, OffTrack
KPI - # of cyber attacks, 01 Nov 2018 To 30 Nov 2018, OffTrack

KPI - # of cyber attacks, 01 Apr 2019 To 30 Apr 2019, OnTrack
KPI - # of cyber attacks, 01 Sep 2020 To 30 Sep 2020, OffTrack
KPI - # of cyber attacks, 01 Jun 2020 To 30 Jun 2020, OffTrack
KPI - # of cyber attacks, 01 May 2020 To 31 May 2020, OffTrack
KPI - # of cyber attacks, 01 Sep 2018 To 30 Sep 2018, OnTrack
KPI - # of cyber attacks, 01 Dec 2021 To 31 Dec 2021, OffTrack
KPI - # of cyber attacks, 01 Mar 2019 To 31 Mar 2019, OffTrack
KPI - # of cyber attacks, 01 Feb 2021 To 28 Feb 2021, OnTrack
KPI - # of cyber attacks, 01 Sep 2019 To 30 Sep 2019, OnTrack
KPI - # of cyber attacks, 01 Oct 2020 To 31 Oct 2020, OffTrack
KPI - # of cyber attacks, 01 Aug 2018 To 31 Aug 2018, OffTrack
KPI - # of cyber attacks, 01 Apr 2020 To 30 Apr 2020, OnTrack
KPI - # of cyber attacks, 01 Nov 2021 To 30 Nov 2021, OffTrack
KPI - # of cyber attacks, 01 Dec 2019 To 31 Dec 2019, OnTrack
KPI - # of cyber attacks, 01 Aug 2021 To 31 Aug 2021, OnTrack
KPI - # of cyber attacks, 01 Jan 2021 To 31 Jan 2021, OnTrack
KPI - # of cyber attacks, 01 Oct 2019 To 31 Oct 2019, OnTrack
KPI - # of cyber attacks, 01 Jan 2020 To 31 Jan 2020, OnTrack
KPI - # of cyber attacks, 01 Nov 2020 To 30 Nov 2020, OffTrack
KPI - # of cyber attacks, 01 Mar 2021 To 31 Mar 2021, OnTrack
KPI - # of cyber attacks, 01 Apr 2021 To 30 Apr 2021, OnTrack
KPI - # of cyber attacks, 01 Dec 2020 To 31 Dec 2020, OnTrack
KPI - # of cyber attacks, 01 Aug 2020 To 31 Aug 2020, OffTrack
KPI - # of cyber attacks, 01 Jan 2019 To 31 Jan 2019, OnTrack
KPI - # of cyber attacks, 01 May 2022 To 31 May 2022, OnTrack
KPI - # of cyber attacks, 01 Jun 2021 To 30 Jun 2021, OnTrack
KPI - # of cyber attacks, 01 Jul 2020 To 31 Jul 2020, OnTrack
KPI - # of cyber attacks, 01 Jul 2019 To 31 Jul 2019, OnTrack
KPI - # of cyber attacks, 01 Oct 2018 To 31 Oct 2018, OnTrack
KPI - # of cyber attacks, 01 Apr 2022 To 30 Apr 2022, OnTrack
KPI - # of cyber attacks, 01 Aug 2019 To 31 Aug 2019, OffTrack
KPI - # of cyber attacks, 01 Jul 2018 To 31 Jul 2018, OnTrack
KPI - # of cyber attacks, 01 Jan 2022 To 31 Jan 2022, OnTrack
Incident - BI - 7 - Data Loss arising from IT System Malfunction, 09 Oct 2019

Incident - BI - 4 - Emailing of inappropriate information to staff without sufficient security privileges , 03 Jul 2018
Incident - BI - 5 - The system was access by an unauthorised third party, 03 Sep 2020
Compliances - CMS - 15, Using and disclosing personal information, Partially Compliant
KPI - # of returning IT issues, 01 Feb 2022 To 28 Feb 2022, OnTrack
KPI - # of returning IT issues, 01 Dec 2019 To 31 Dec 2019, OffTrack
KPI - # of returning IT issues, 01 Jan 2021 To 31 Jan 2021, OffTrack
KPI - # of returning IT issues, 01 Aug 2019 To 31 Aug 2019, OnTrack
KPI - # of returning IT issues, 01 Sep 2019 To 30 Sep 2019, OnTrack
KPI - # of returning IT issues, 01 May 2022 To 31 May 2022, OnTrack
KPI - # of returning IT issues, 01 Sep 2020 To 30 Sep 2020, Monitor
KPI - # of returning IT issues, 01 May 2020 To 31 May 2020, OnTrack
KPI - # of returning IT issues, 01 Jan 2022 To 31 Jan 2022, OnTrack
KPI - # of returning IT issues, 01 Apr 2022 To 30 Apr 2022, OnTrack
KPI - # of returning IT issues, 01 Oct 2020 To 31 Oct 2020, OffTrack
KPI - # of returning IT issues, 01 Aug 2021 To 31 Aug 2021, OnTrack
KPI - # of returning IT issues, 01 Mar 2021 To 31 Mar 2021, Monitor
KPI - # of returning IT issues, 01 Jul 2020 To 31 Jul 2020, OnTrack
KPI - # of returning IT issues, 01 Oct 2019 To 31 Oct 2019, OnTrack
KPI - # of returning IT issues, 01 Mar 2020 To 31 Mar 2020, OnTrack
KPI - # of returning IT issues, 01 Jun 2022 To 30 Jun 2022, OnTrack
KPI - # of returning IT issues, 01 Jan 2020 To 31 Jan 2020, OnTrack
KPI - # of returning IT issues, 01 Jul 2021 To 31 Jul 2021, OnTrack
KPI - # of returning IT issues, 01 Jun 2020 To 30 Jun 2020, OnTrack
KPI - # of returning IT issues, 01 May 2021 To 31 May 2021, OnTrack
KPI - # of returning IT issues, 01 Jul 2019 To 31 Jul 2019, OnTrack
KPI - # of returning IT issues, 01 Nov 2019 To 30 Nov 2019, OnTrack
KPI - # of returning IT issues, 01 Oct 2021 To 31 Oct 2021, OnTrack
KPI - # of returning IT issues, 01 Sep 2021 To 30 Sep 2021, OnTrack
KPI - # of returning IT issues, 01 Dec 2020 To 31 Dec 2020, Monitor
KPI - # of returning IT issues, 01 Jun 2021 To 30 Jun 2021, OnTrack
KPI - # of returning IT issues, 01 Apr 2021 To 30 Apr 2021, OnTrack
KPI - # of returning IT issues, 01 Apr 2020 To 30 Apr 2020, OnTrack
KPI - # of returning IT issues, 01 Feb 2020 To 29 Feb 2020, OnTrack
KPI - # of returning IT issues, 01 Nov 2021 To 30 Nov 2021, OnTrack

KPI - # of returning IT issues, 01 Nov 2020 To 30 Nov 2020, OffTrack
KPI - # of returning IT issues, 01 Aug 2020 To 31 Aug 2020, Monitor
KPI - # of returning IT issues, 01 Feb 2021 To 28 Feb 2021, OnTrack
KPI - # of returning IT issues, 01 Dec 2021 To 31 Dec 2021, OnTrack
KPI - # of returning IT issues, 01 Mar 2022 To 31 Mar 2022, OnTrack
KPI - # of Critical IT system related issues , 01 Mar 2020 To 31 Mar 2020, OnTrack
KPI - # of Critical IT system related issues , 01 Jul 2020 To 31 Jul 2020, OffTrack
KPI - # of Critical IT system related issues , 01 Nov 2019 To 30 Nov 2019, OnTrack
KPI - # of Critical IT system related issues , 01 Aug 2019 To 31 Aug 2019, OnTrack
KPI - # of Critical IT system related issues , 01 Dec 2019 To 31 Dec 2019, OnTrack
KPI - # of Critical IT system related issues , 01 Mar 2021 To 31 Mar 2021, OffTrack
KPI - # of Critical IT system related issues , 01 Oct 2019 To 31 Oct 2019, OnTrack
KPI - # of Critical IT system related issues , 01 Apr 2022 To 30 Apr 2022, OffTrack
KPI - # of Critical IT system related issues , 01 Sep 2020 To 30 Sep 2020, OffTrack
KPI - # of Critical IT system related issues , 01 May 2022 To 31 May 2022, OffTrack
KPI - # of Critical IT system related issues , 01 Jan 2020 To 31 Jan 2020, OnTrack
KPI - # of Critical IT system related issues , 01 Jan 2021 To 31 Jan 2021, OffTrack
KPI - # of Critical IT system related issues , 01 Jun 2022 To 30 Jun 2022, OffTrack
KPI - # of Critical IT system related issues , 01 Nov 2021 To 30 Nov 2021, OffTrack
KPI - # of Critical IT system related issues , 01 Jun 2021 To 30 Jun 2021, OffTrack
KPI - # of Critical IT system related issues , 01 Oct 2021 To 31 Oct 2021, OffTrack
KPI - # of Critical IT system related issues , 01 Aug 2021 To 31 Aug 2021, OffTrack
KPI - # of Critical IT system related issues , 01 May 2021 To 31 May 2021, OffTrack
KPI - # of Critical IT system related issues , 01 Aug 2020 To 31 Aug 2020, OffTrack
KPI - # of Critical IT system related issues , 01 Sep 2019 To 30 Sep 2019, OnTrack
KPI - # of Critical IT system related issues , 01 Jun 2021 To 30 Jun 2021, OffTrack
KPI - # of Critical IT system related issues , 01 Apr 2021 To 30 Apr 2021, OffTrack
KPI - # of Critical IT system related issues , 01 Mar 2021 To 31 Mar 2021, OffTrack
KPI - # of Critical IT system related issues , 01 Feb 2021 To 28 Feb 2021, OffTrack
KPI - # of Critical IT system related issues , 01 Dec 2020 To 31 Dec 2020, OffTrack
KPI - # of Critical IT system related issues , 01 Jul 2020 To 31 Jul 2020, OffTrack
KPI - # of Critical IT system related issues , 01 May 2020 To 31 May 2020, OnTrack
KPI - # of Critical IT system related issues , 01 May 2021 To 31 May 2021, OffTrack
KPI - # of Critical IT system related issues , 01 Oct 2020 To 31 Oct 2020, OffTrack

KPI - # of Critical IT system related issues , 01 Apr 2021 To 30 Apr 2021, OffTrack
KPI - # of Critical IT system related issues , 01 Apr 2020 To 30 Apr 2020, OnTrack
KPI - # of Critical IT system related issues , 01 Dec 2020 To 31 Dec 2020, OffTrack
KPI - # of Critical IT system related issues , 01 Sep 2020 To 30 Sep 2020, OffTrack
KPI - # of Critical IT system related issues , 01 Jul 2019 To 31 Jul 2019, OnTrack
KPI - # of Critical IT system related issues , 01 Jan 2022 To 31 Jan 2022, OffTrack
KPI - # of Critical IT system related issues , 01 Dec 2021 To 31 Dec 2021, OffTrack
KPI - # of Critical IT system related issues , 01 Jan 2021 To 31 Jan 2021, OffTrack
KPI - # of Critical IT system related issues , 01 Feb 2022 To 28 Feb 2022, OffTrack
KPI - # of Critical IT system related issues , 01 Nov 2020 To 30 Nov 2020, OnTrack
KPI - # of Critical IT system related issues , 01 Mar 2022 To 31 Mar 2022, OffTrack
KPI - # of Critical IT system related issues , 01 Aug 2020 To 31 Aug 2020, OffTrack
KPI - # of IP loss incidents, 01 Dec 2021 To 31 Dec 2021, OffTrack
KPI - # of IP loss incidents, 01 Jan 2022 To 31 Jan 2022, OffTrack
KPI - # of IP loss incidents, 01 Sep 2019 To 30 Sep 2019, OnTrack
KPI - # of IP loss incidents, 01 Mar 2022 To 31 Mar 2022, OffTrack
KPI - # of IP loss incidents, 01 Aug 2018 To 31 Aug 2018, OnTrack
KPI - # of IP loss incidents, 01 Oct 2019 To 31 Oct 2019, OnTrack
KPI - # of IP loss incidents, 01 Jun 2021 To 30 Jun 2021, OnTrack
KPI - # of IP loss incidents, 01 Mar 2020 To 31 Mar 2020, OnTrack
KPI - # of IP loss incidents, 01 Nov 2019 To 30 Nov 2019, OffTrack
KPI - # of IP loss incidents, 01 Oct 2018 To 31 Oct 2018, OnTrack
KPI - # of IP loss incidents, 01 Jun 2019 To 30 Jun 2019, OffTrack
KPI - # of IP loss incidents, 01 Jul 2018 To 31 Jul 2018, OnTrack
KPI - # of IP loss incidents, 01 Dec 2018 To 31 Dec 2018, OffTrack
KPI - # of IP loss incidents, 01 May 2022 To 31 May 2022, OffTrack
KPI - # of IP loss incidents, 01 Jan 2020 To 31 Jan 2020, OffTrack
KPI - # of IP loss incidents, 01 Dec 2020 To 31 Dec 2020, OffTrack
KPI - # of IP loss incidents, 01 Jan 2021 To 31 Jan 2021, OnTrack
KPI - # of IP loss incidents, 01 Apr 2022 To 30 Apr 2022, OffTrack
KPI - # of IP loss incidents, 01 Apr 2021 To 30 Apr 2021, OffTrack
KPI - # of IP loss incidents, 01 Mar 2021 To 31 Mar 2021, OffTrack
KPI - # of IP loss incidents, 01 Apr 2019 To 30 Apr 2019, OnTrack
KPI - # of IP loss incidents, 01 Jun 2022 To 30 Jun 2022, OffTrack

KPI - # of IP loss incidents, 01 Jul 2019 To 31 Jul 2019, OnTrack
KPI - # of IP loss incidents, 01 Oct 2021 To 31 Oct 2021, OffTrack
KPI - # of IP loss incidents, 01 Aug 2019 To 31 Aug 2019, OnTrack
KPI - # of IP loss incidents, 01 Aug 2020 To 31 Aug 2020, OffTrack
KPI - # of IP loss incidents, 01 Dec 2019 To 31 Dec 2019, OffTrack
KPI - # of IP loss incidents, 01 Nov 2018 To 30 Nov 2018, OffTrack
KPI - # of IP loss incidents, 01 Feb 2022 To 28 Feb 2022, OffTrack
KPI - # of IP loss incidents, 01 Apr 2020 To 30 Apr 2020, OnTrack
KPI - # of IP loss incidents, 01 Mar 2019 To 31 Mar 2019, OnTrack
KPI - # of Critical IT system related issues , 01 Feb 2021 To 28 Feb 2021, OffTrack
KPI - # of Critical IT system related issues , 01 Nov 2020 To 30 Nov 2020, OnTrack
KPI - # of Critical IT system related issues , 01 Feb 2020 To 29 Feb 2020, OnTrack
KPI - # of Critical IT system related issues , 01 Oct 2020 To 31 Oct 2020, OffTrack
KPI - # of Critical IT system related issues , 01 Jul 2021 To 31 Jul 2021, OffTrack
KPI - # of Critical IT system related issues , 01 Sep 2021 To 30 Sep 2021, OffTrack
KPI - # of Critical IT system related issues , 01 Jun 2020 To 30 Jun 2020, OnTrack

Causes	
ID	Description
1	Lack knowledge to the Staff
2	No pre-plan methods were adapted

Risk

OR6 Lack of recognition by internal staff of the importance of customer service to their work outcomes.

Rating

Inherent



Extreme

Residual



Low

Future



Moderate

Risk Appetite



Within Appetite

Risk Category

Service Delivery

Risk Owner

Elizabeth McMahon

Consequences	
ID	Description
A	Unhappy Clients
B	Workplace communication breakdown
C	Delays

Controls				
Control Title	Control Type	Control Owner	Control Effectiveness	Linked Causes/Consequences ID
Customer Satisfaction surveys on counters	Detective	Elizabeth McMahon	Partially Effective	
Induction training on customer relationship	Preventive	Madeline Jones	Partially Effective	
Customer Satisfaction surveys on counters	Detective	Elizabeth McMahon	Substantially Effective	
Induction training on customer relationship	Preventive	Madeline Jones	Substantially Effective	

Risk Treatment Actions			
Action Title	Responsible Officer	Status	Due Date
Additional training on customer relationship	Elizabeth McMahon	In Progress - 55%	28 Feb, 2019
Staff motivation and recognition process initiation	Susan Wright	In Progress - 20%	30 Oct, 2019

Related Records	
KPI	- # of cyber attacks, 01 Mar 2020 To 31 Mar 2020, OffTrack
KPI	- # of cyber attacks, 01 Dec 2018 To 31 Dec 2018, OnTrack
KPI	- # of cyber attacks, 01 Jul 2021 To 31 Jul 2021, OnTrack
KPI	- # of cyber attacks, 01 Feb 2020 To 29 Feb 2020, OffTrack
KPI	- # of cyber attacks, 01 Mar 2022 To 31 Mar 2022, OnTrack
KPI	- # of cyber attacks, 01 Jun 2022 To 30 Jun 2022, OnTrack
KPI	- # of cyber attacks, 01 Feb 2022 To 28 Feb 2022, OnTrack
KPI	- # of cyber attacks, 01 May 2021 To 31 May 2021, OnTrack
KPI	- # of cyber attacks, 01 Sep 2021 To 30 Sep 2021, OnTrack
KPI	- # of cyber attacks, 01 Oct 2021 To 31 Oct 2021, OffTrack
KPI	- # of cyber attacks, 01 Jun 2019 To 30 Jun 2019, OffTrack

KPI - # of cyber attacks, 01 May 2019 To 31 May 2019, OffTrack
KPI - # of cyber attacks, 01 Feb 2019 To 28 Feb 2019, OffTrack
KPI - # of cyber attacks, 01 Nov 2019 To 30 Nov 2019, OffTrack
KPI - # of cyber attacks, 01 Nov 2018 To 30 Nov 2018, OffTrack
KPI - # of cyber attacks, 01 Apr 2019 To 30 Apr 2019, OnTrack
KPI - # of cyber attacks, 01 Sep 2020 To 30 Sep 2020, OffTrack
KPI - # of cyber attacks, 01 Jun 2020 To 30 Jun 2020, OffTrack
KPI - # of cyber attacks, 01 May 2020 To 31 May 2020, OffTrack
KPI - # of cyber attacks, 01 Sep 2018 To 30 Sep 2018, OnTrack
KPI - # of cyber attacks, 01 Dec 2021 To 31 Dec 2021, OffTrack
KPI - # of cyber attacks, 01 Mar 2019 To 31 Mar 2019, OffTrack
KPI - # of cyber attacks, 01 Feb 2021 To 28 Feb 2021, OnTrack
KPI - # of cyber attacks, 01 Sep 2019 To 30 Sep 2019, OnTrack
KPI - # of cyber attacks, 01 Oct 2020 To 31 Oct 2020, OffTrack
KPI - # of cyber attacks, 01 Aug 2018 To 31 Aug 2018, OffTrack
KPI - # of cyber attacks, 01 Apr 2020 To 30 Apr 2020, OnTrack
KPI - # of cyber attacks, 01 Nov 2021 To 30 Nov 2021, OffTrack
KPI - # of cyber attacks, 01 Dec 2019 To 31 Dec 2019, OnTrack
KPI - # of cyber attacks, 01 Aug 2021 To 31 Aug 2021, OnTrack
KPI - # of cyber attacks, 01 Jan 2021 To 31 Jan 2021, OnTrack
KPI - # of cyber attacks, 01 Oct 2019 To 31 Oct 2019, OnTrack
KPI - # of cyber attacks, 01 Jan 2020 To 31 Jan 2020, OnTrack
KPI - # of cyber attacks, 01 Nov 2020 To 30 Nov 2020, OffTrack
KPI - # of cyber attacks, 01 Mar 2021 To 31 Mar 2021, OnTrack
KPI - # of cyber attacks, 01 Apr 2021 To 30 Apr 2021, OnTrack
KPI - # of cyber attacks, 01 Dec 2020 To 31 Dec 2020, OnTrack
KPI - # of cyber attacks, 01 Aug 2020 To 31 Aug 2020, OffTrack
KPI - # of cyber attacks, 01 Jan 2019 To 31 Jan 2019, OnTrack
KPI - # of cyber attacks, 01 May 2022 To 31 May 2022, OnTrack
KPI - # of cyber attacks, 01 Jun 2021 To 30 Jun 2021, OnTrack
KPI - # of cyber attacks, 01 Jul 2020 To 31 Jul 2020, OnTrack
KPI - # of cyber attacks, 01 Jul 2019 To 31 Jul 2019, OnTrack
KPI - # of cyber attacks, 01 Oct 2018 To 31 Oct 2018, OnTrack
KPI - # of cyber attacks, 01 Apr 2022 To 30 Apr 2022, OnTrack

KPI - # of cyber attacks, 01 Aug 2019 To 31 Aug 2019, OffTrack
KPI - # of cyber attacks, 01 Jul 2018 To 31 Jul 2018, OnTrack
KPI - # of cyber attacks, 01 Jan 2022 To 31 Jan 2022, OnTrack
KPI - \$ YTD Actual to Budget – Value of Approved Work, 01 Mar 2019 To 31 Mar 2019, OffTrack
KPI - \$ YTD Actual to Budget – Value of Approved Work, 01 May 2018 To 31 May 2018, OnTrack
KPI - \$ YTD Actual to Budget – Value of Approved Work, 01 Oct 2018 To 31 Oct 2018, OnTrack
KPI - \$ YTD Actual to Budget – Value of Approved Work, 01 Apr 2020 To 30 Apr 2020, OffTrack
KPI - \$ YTD Actual to Budget – Value of Approved Work, 01 Dec 2017 To 31 Dec 2017, OnTrack
KPI - \$ YTD Actual to Budget – Value of Approved Work, 01 May 2021 To 31 May 2021, OnTrack
KPI - \$ YTD Actual to Budget – Value of Approved Work, 01 Jul 2019 To 31 Jul 2019, OnTrack
KPI - \$ YTD Actual to Budget – Value of Approved Work, 01 Oct 2017 To 31 Oct 2017, OffTrack
KPI - \$ YTD Actual to Budget – Value of Approved Work, 01 Jun 2021 To 30 Jun 2021, OffTrack
KPI - \$ YTD Actual to Budget – Value of Approved Work, 01 Aug 2020 To 31 Aug 2020, OffTrack
KPI - \$ YTD Actual to Budget – Value of Approved Work, 01 Jun 2018 To 30 Jun 2018, OnTrack
KPI - \$ YTD Actual to Budget – Value of Approved Work, 01 Sep 2018 To 30 Sep 2018, OnTrack
KPI - \$ YTD Actual to Budget – Value of Approved Work, 01 May 2019 To 31 May 2019, OffTrack
KPI - \$ YTD Actual to Budget – Value of Approved Work, 01 Jan 2021 To 31 Jan 2021, OffTrack
KPI - \$ YTD Actual to Budget – Value of Approved Work, 01 Nov 2019 To 30 Nov 2019, OnTrack
KPI - \$ YTD Actual to Budget – Value of Approved Work, 01 Feb 2020 To 29 Feb 2020, OffTrack
KPI - \$ YTD Actual to Budget – Value of Approved Work, 01 Jan 2019 To 31 Jan 2019, OnTrack
KPI - \$ YTD Actual to Budget – Value of Approved Work, 01 Jun 2019 To 30 Jun 2019, OffTrack
KPI - \$ YTD Actual to Budget – Value of Approved Work, 01 Oct 2019 To 31 Oct 2019, OnTrack
KPI - \$ YTD Actual to Budget – Value of Approved Work, 01 Jul 2020 To 31 Jul 2020, OnTrack
KPI - \$ YTD Actual to Budget – Value of Approved Work, 01 Nov 2017 To 30 Nov 2017, OffTrack
KPI - \$ YTD Actual to Budget – Value of Approved Work, 01 May 2020 To 31 May 2020, OffTrack
KPI - \$ YTD Actual to Budget – Value of Approved Work, 01 Aug 2017 To 31 Aug 2017, Monitor
KPI - \$ YTD Actual to Budget – Value of Approved Work, 01 Feb 2019 To 28 Feb 2019, OffTrack
KPI - \$ YTD Actual to Budget – Value of Approved Work, 01 Sep 2020 To 30 Sep 2020, OnTrack
KPI - \$ YTD Actual to Budget – Value of Approved Work, 01 Jul 2018 To 31 Jul 2018, OnTrack
KPI - \$ YTD Actual to Budget – Value of Approved Work, 01 Aug 2019 To 31 Aug 2019, OnTrack
KPI - \$ YTD Actual to Budget – Value of Approved Work, 01 Dec 2018 To 31 Dec 2018, OnTrack
KPI - \$ YTD Actual to Budget – Value of Approved Work, 01 Mar 2018 To 31 Mar 2018, OnTrack
KPI - \$ YTD Actual to Budget – Value of Approved Work, 01 Aug 2018 To 31 Aug 2018, OnTrack
KPI - \$ YTD Actual to Budget – Value of Approved Work, 01 Jul 2017 To 31 Jul 2017, OffTrack

KPI - \$ YTD Actual to Budget – Value of Approved Work, 01 Jun 2020 To 30 Jun 2020, OffTrack
KPI - \$ YTD Actual to Budget – Value of Approved Work, 01 Sep 2019 To 30 Sep 2019, OnTrack
KPI - \$ YTD Actual to Budget – Value of Approved Work, 01 Mar 2020 To 31 Mar 2020, OffTrack
KPI - \$ YTD Actual to Budget – Value of Approved Work, 01 Jan 2018 To 31 Jan 2018, OnTrack
KPI - \$ YTD Actual to Budget – Value of Approved Work, 01 Feb 2018 To 28 Feb 2018, OnTrack
KPI - \$ YTD Actual to Budget – Value of Approved Work, 01 Mar 2021 To 31 Mar 2021, OnTrack
KPI - \$ YTD Actual to Budget – Value of Approved Work, 01 Oct 2020 To 31 Oct 2020, OnTrack
KPI - \$ YTD Actual to Budget – Value of Approved Work, 01 Nov 2018 To 30 Nov 2018, OnTrack
KPI - \$ YTD Actual to Budget – Value of Approved Work, 01 Apr 2018 To 30 Apr 2018, OnTrack
KPI - \$ YTD Actual to Budget – Value of Approved Work, 01 Apr 2021 To 30 Apr 2021, OffTrack
KPI - \$ YTD Actual to Budget – Value of Approved Work, 01 Jan 2020 To 31 Jan 2020, OnTrack
KPI - \$ YTD Actual to Budget – Value of Approved Work, 01 Nov 2020 To 30 Nov 2020, OffTrack
KPI - \$ YTD Actual to Budget – Value of Approved Work, 01 Feb 2021 To 28 Feb 2021, OffTrack
KPI - \$ YTD Actual to Budget – Value of Approved Work, 01 Sep 2017 To 30 Sep 2017, OffTrack
KPI - \$ YTD Actual to Budget – Value of Approved Work, 01 Dec 2019 To 31 Dec 2019, OnTrack
KPI - \$ YTD Actual to Budget – Value of Approved Work, 01 Apr 2019 To 30 Apr 2019, OffTrack
KPI - \$ YTD Actual to Budget – Value of Approved Work, 01 Dec 2020 To 31 Dec 2020, OffTrack
KPI - # of cyber attacks, 01 Mar 2020 To 31 Mar 2020, OffTrack
KPI - # of cyber attacks, 01 Dec 2018 To 31 Dec 2018, OnTrack
KPI - # of cyber attacks, 01 Jul 2021 To 31 Jul 2021, OnTrack
KPI - # of cyber attacks, 01 Feb 2020 To 29 Feb 2020, OffTrack
KPI - # of cyber attacks, 01 Mar 2022 To 31 Mar 2022, OnTrack
KPI - # of cyber attacks, 01 Jun 2022 To 30 Jun 2022, OnTrack
KPI - # of cyber attacks, 01 Feb 2022 To 28 Feb 2022, OnTrack
KPI - # of cyber attacks, 01 May 2021 To 31 May 2021, OnTrack
KPI - # of cyber attacks, 01 Sep 2021 To 30 Sep 2021, OnTrack
KPI - # of cyber attacks, 01 Oct 2021 To 31 Oct 2021, OffTrack
KPI - # of cyber attacks, 01 Jun 2019 To 30 Jun 2019, OffTrack
KPI - # of cyber attacks, 01 May 2019 To 31 May 2019, OffTrack
KPI - # of cyber attacks, 01 Feb 2019 To 28 Feb 2019, OffTrack
KPI - # of cyber attacks, 01 Nov 2019 To 30 Nov 2019, OffTrack
KPI - # of cyber attacks, 01 Nov 2018 To 30 Nov 2018, OffTrack
KPI - # of cyber attacks, 01 Apr 2019 To 30 Apr 2019, OnTrack
KPI - # of cyber attacks, 01 Sep 2020 To 30 Sep 2020, OffTrack

KPI - # of cyber attacks, 01 Jun 2020 To 30 Jun 2020, OffTrack
KPI - # of cyber attacks, 01 May 2020 To 31 May 2020, OffTrack
KPI - # of cyber attacks, 01 Sep 2018 To 30 Sep 2018, OnTrack
KPI - # of cyber attacks, 01 Dec 2021 To 31 Dec 2021, OffTrack
KPI - # of cyber attacks, 01 Mar 2019 To 31 Mar 2019, OffTrack
KPI - # of cyber attacks, 01 Feb 2021 To 28 Feb 2021, OnTrack
KPI - # of cyber attacks, 01 Sep 2019 To 30 Sep 2019, OnTrack
KPI - # of cyber attacks, 01 Oct 2020 To 31 Oct 2020, OffTrack
KPI - # of cyber attacks, 01 Aug 2018 To 31 Aug 2018, OffTrack
KPI - # of cyber attacks, 01 Apr 2020 To 30 Apr 2020, OnTrack
KPI - # of cyber attacks, 01 Nov 2021 To 30 Nov 2021, OffTrack
KPI - # of cyber attacks, 01 Dec 2019 To 31 Dec 2019, OnTrack
KPI - # of cyber attacks, 01 Aug 2021 To 31 Aug 2021, OnTrack
KPI - # of cyber attacks, 01 Jan 2021 To 31 Jan 2021, OnTrack
KPI - # of cyber attacks, 01 Oct 2019 To 31 Oct 2019, OnTrack
KPI - # of cyber attacks, 01 Jan 2020 To 31 Jan 2020, OnTrack
KPI - # of cyber attacks, 01 Nov 2020 To 30 Nov 2020, OffTrack
KPI - # of cyber attacks, 01 Mar 2021 To 31 Mar 2021, OnTrack
KPI - # of cyber attacks, 01 Apr 2021 To 30 Apr 2021, OnTrack
KPI - # of cyber attacks, 01 Dec 2020 To 31 Dec 2020, OnTrack
KPI - # of cyber attacks, 01 Aug 2020 To 31 Aug 2020, OffTrack
KPI - # of cyber attacks, 01 Jan 2019 To 31 Jan 2019, OnTrack
KPI - # of cyber attacks, 01 May 2022 To 31 May 2022, OnTrack
KPI - # of cyber attacks, 01 Jun 2021 To 30 Jun 2021, OnTrack
KPI - # of cyber attacks, 01 Jul 2020 To 31 Jul 2020, OnTrack
KPI - # of cyber attacks, 01 Jul 2019 To 31 Jul 2019, OnTrack
KPI - # of cyber attacks, 01 Oct 2018 To 31 Oct 2018, OnTrack
KPI - # of cyber attacks, 01 Apr 2022 To 30 Apr 2022, OnTrack
KPI - # of cyber attacks, 01 Aug 2019 To 31 Aug 2019, OffTrack
KPI - # of cyber attacks, 01 Jul 2018 To 31 Jul 2018, OnTrack
KPI - # of cyber attacks, 01 Jan 2022 To 31 Jan 2022, OnTrack
KPI - \$ YTD Actual to Budget – Value of Approved Work, 01 Mar 2019 To 31 Mar 2019, OffTrack
KPI - \$ YTD Actual to Budget – Value of Approved Work, 01 May 2018 To 31 May 2018, OnTrack
KPI - \$ YTD Actual to Budget – Value of Approved Work, 01 Oct 2018 To 31 Oct 2018, OnTrack

KPI - \$ YTD Actual to Budget – Value of Approved Work, 01 Apr 2020 To 30 Apr 2020, OffTrack
KPI - \$ YTD Actual to Budget – Value of Approved Work, 01 Dec 2017 To 31 Dec 2017, OnTrack
KPI - \$ YTD Actual to Budget – Value of Approved Work, 01 May 2021 To 31 May 2021, OnTrack
KPI - \$ YTD Actual to Budget – Value of Approved Work, 01 Jul 2019 To 31 Jul 2019, OnTrack
KPI - \$ YTD Actual to Budget – Value of Approved Work, 01 Oct 2017 To 31 Oct 2017, OffTrack
KPI - \$ YTD Actual to Budget – Value of Approved Work, 01 Jun 2021 To 30 Jun 2021, OffTrack
KPI - \$ YTD Actual to Budget – Value of Approved Work, 01 Aug 2020 To 31 Aug 2020, OffTrack
KPI - \$ YTD Actual to Budget – Value of Approved Work, 01 Jun 2018 To 30 Jun 2018, OnTrack
KPI - \$ YTD Actual to Budget – Value of Approved Work, 01 Sep 2018 To 30 Sep 2018, OnTrack
KPI - \$ YTD Actual to Budget – Value of Approved Work, 01 May 2019 To 31 May 2019, OffTrack
KPI - \$ YTD Actual to Budget – Value of Approved Work, 01 Jan 2021 To 31 Jan 2021, OffTrack
KPI - \$ YTD Actual to Budget – Value of Approved Work, 01 Nov 2019 To 30 Nov 2019, OnTrack
KPI - \$ YTD Actual to Budget – Value of Approved Work, 01 Feb 2020 To 29 Feb 2020, OffTrack
KPI - \$ YTD Actual to Budget – Value of Approved Work, 01 Jan 2019 To 31 Jan 2019, OnTrack
KPI - \$ YTD Actual to Budget – Value of Approved Work, 01 Jun 2019 To 30 Jun 2019, OffTrack
KPI - \$ YTD Actual to Budget – Value of Approved Work, 01 Oct 2019 To 31 Oct 2019, OnTrack
KPI - \$ YTD Actual to Budget – Value of Approved Work, 01 Jul 2020 To 31 Jul 2020, OnTrack
KPI - \$ YTD Actual to Budget – Value of Approved Work, 01 Nov 2017 To 30 Nov 2017, OffTrack
KPI - \$ YTD Actual to Budget – Value of Approved Work, 01 Mar 2019 To 31 Mar 2019, OffTrack
KPI - \$ YTD Actual to Budget – Value of Approved Work, 01 May 2018 To 31 May 2018, OnTrack
KPI - \$ YTD Actual to Budget – Value of Approved Work, 01 Oct 2018 To 31 Oct 2018, OnTrack
KPI - \$ YTD Actual to Budget – Value of Approved Work, 01 Apr 2020 To 30 Apr 2020, OffTrack
KPI - \$ YTD Actual to Budget – Value of Approved Work, 01 Dec 2017 To 31 Dec 2017, OnTrack
KPI - \$ YTD Actual to Budget – Value of Approved Work, 01 May 2021 To 31 May 2021, OnTrack
KPI - \$ YTD Actual to Budget – Value of Approved Work, 01 Jul 2019 To 31 Jul 2019, OnTrack
KPI - \$ YTD Actual to Budget – Value of Approved Work, 01 Oct 2017 To 31 Oct 2017, OffTrack
KPI - \$ YTD Actual to Budget – Value of Approved Work, 01 Jun 2021 To 30 Jun 2021, OffTrack
KPI - \$ YTD Actual to Budget – Value of Approved Work, 01 Aug 2020 To 31 Aug 2020, OffTrack
KPI - \$ YTD Actual to Budget – Value of Approved Work, 01 Jun 2018 To 30 Jun 2018, OnTrack
KPI - \$ YTD Actual to Budget – Value of Approved Work, 01 Sep 2018 To 30 Sep 2018, OnTrack
KPI - \$ YTD Actual to Budget – Value of Approved Work, 01 May 2019 To 31 May 2019, OffTrack
KPI - \$ YTD Actual to Budget – Value of Approved Work, 01 Jan 2021 To 31 Jan 2021, OffTrack
KPI - \$ YTD Actual to Budget – Value of Approved Work, 01 Nov 2019 To 30 Nov 2019, OnTrack
KPI - \$ YTD Actual to Budget – Value of Approved Work, 01 Feb 2020 To 29 Feb 2020, OffTrack

KPI - \$ YTD Actual to Budget – Value of Approved Work, 01 Jan 2019 To 31 Jan 2019, OnTrack
KPI - \$ YTD Actual to Budget – Value of Approved Work, 01 Jun 2019 To 30 Jun 2019, OffTrack
KPI - \$ YTD Actual to Budget – Value of Approved Work, 01 Oct 2019 To 31 Oct 2019, OnTrack
KPI - \$ YTD Actual to Budget – Value of Approved Work, 01 Jul 2020 To 31 Jul 2020, OnTrack
KPI - \$ YTD Actual to Budget – Value of Approved Work, 01 Nov 2017 To 30 Nov 2017, OffTrack
KPI - \$ YTD Actual to Budget – Value of Approved Work, 01 May 2020 To 31 May 2020, OffTrack
KPI - \$ YTD Actual to Budget – Value of Approved Work, 01 Aug 2017 To 31 Aug 2017, Monitor
KPI - \$ YTD Actual to Budget – Value of Approved Work, 01 Feb 2019 To 28 Feb 2019, OffTrack
KPI - \$ YTD Actual to Budget – Value of Approved Work, 01 Sep 2020 To 30 Sep 2020, OnTrack
KPI - \$ YTD Actual to Budget - Services Delivered, 01 Feb 2021 To 28 Feb 2021, OffTrack
KPI - \$ YTD Actual to Budget - Services Delivered, 01 Aug 2021 To 31 Aug 2021, OffTrack
KPI - \$ YTD Actual to Budget - Services Delivered, 01 Aug 2018 To 31 Aug 2018, OffTrack
KPI - \$ YTD Actual to Budget - Services Delivered, 01 Nov 2020 To 30 Nov 2020, OffTrack
KPI - \$ YTD Actual to Budget - Services Delivered, 01 Jul 2017 To 31 Jul 2017, Monitor
KPI - \$ YTD Actual to Budget - Services Delivered, 01 Oct 2019 To 31 Oct 2019, OnTrack
KPI - \$ YTD Actual to Budget - Services Delivered, 01 Jun 2021 To 30 Jun 2021, OffTrack
KPI - \$ YTD Actual to Budget - Services Delivered, 01 Nov 2019 To 30 Nov 2019, OnTrack
KPI - \$ YTD Actual to Budget - Services Delivered, 01 Mar 2022 To 31 Mar 2022, OffTrack
KPI - \$ YTD Actual to Budget - Services Delivered, 01 Aug 2020 To 31 Aug 2020, OffTrack
KPI - \$ YTD Actual to Budget - Services Delivered, 01 Aug 2017 To 31 Aug 2017, Monitor
KPI - \$ YTD Actual to Budget - Services Delivered, 01 May 2020 To 31 May 2020, OnTrack
KPI - \$ YTD Actual to Budget - Services Delivered, 01 Oct 2018 To 31 Oct 2018, OnTrack
KPI - \$ YTD Actual to Budget - Services Delivered, 01 May 2019 To 31 May 2019, OnTrack
KPI - \$ YTD Actual to Budget - Services Delivered, 01 Jan 2020 To 31 Jan 2020, OnTrack
KPI - \$ YTD Actual to Budget - Services Delivered, 01 Jun 2022 To 30 Jun 2022, OffTrack
KPI - \$ YTD Actual to Budget - Services Delivered, 01 Apr 2022 To 30 Apr 2022, OffTrack
KPI - \$ YTD Actual to Budget - Services Delivered, 01 Jun 2020 To 30 Jun 2020, OnTrack
KPI - \$ YTD Actual to Budget - Services Delivered, 01 Mar 2019 To 31 Mar 2019, OnTrack
KPI - \$ YTD Actual to Budget - Services Delivered, 01 Oct 2020 To 31 Oct 2020, OffTrack
KPI - \$ YTD Actual to Budget - Services Delivered, 01 Jul 2018 To 31 Jul 2018, OffTrack
KPI - \$ YTD Actual to Budget - Services Delivered, 01 Sep 2020 To 30 Sep 2020, OffTrack
KPI - \$ YTD Actual to Budget - Services Delivered, 01 Apr 2021 To 30 Apr 2021, OffTrack
KPI - \$ YTD Actual to Budget - Services Delivered, 01 Jan 2018 To 31 Jan 2018, OffTrack
KPI - \$ YTD Actual to Budget - Services Delivered, 01 May 2021 To 31 May 2021, OffTrack

KPI - \$ YTD Actual to Budget - Services Delivered, 01 Dec 2021 To 31 Dec 2021, OffTrack
KPI - \$ YTD Actual to Budget - Services Delivered, 01 Feb 2020 To 29 Feb 2020, OnTrack
KPI - \$ YTD Actual to Budget - Services Delivered, 01 Jun 2018 To 30 Jun 2018, OffTrack
KPI - \$ YTD Actual to Budget - Services Delivered, 01 Oct 2017 To 31 Oct 2017, Monitor
KPI - \$ YTD Actual to Budget - Services Delivered, 01 Mar 2018 To 31 Mar 2018, OffTrack
KPI - \$ YTD Actual to Budget - Services Delivered, 01 Jan 2022 To 31 Jan 2022, OffTrack
KPI - \$ YTD Actual to Budget - Services Delivered, 01 Sep 2017 To 30 Sep 2017, Monitor
KPI - \$ YTD Actual to Budget - Services Delivered, 01 Nov 2021 To 30 Nov 2021, OffTrack
KPI - \$ YTD Actual to Budget - Services Delivered, 01 May 2018 To 31 May 2018, OffTrack
KPI - \$ YTD Actual to Budget - Services Delivered, 01 Mar 2021 To 31 Mar 2021, OffTrack
KPI - \$ YTD Actual to Budget - Services Delivered, 01 Jul 2021 To 31 Jul 2021, OffTrack
KPI - \$ YTD Actual to Budget - Services Delivered, 01 Dec 2019 To 31 Dec 2019, OnTrack
KPI - \$ YTD Actual to Budget - Services Delivered, 01 Sep 2019 To 30 Sep 2019, OffTrack
KPI - \$ YTD Actual to Budget - Services Delivered, 01 Jun 2019 To 30 Jun 2019, OnTrack
KPI - \$ YTD Actual to Budget - Services Delivered, 01 Jan 2019 To 31 Jan 2019, OnTrack
KPI - \$ YTD Actual to Budget - Services Delivered, 01 Jul 2020 To 31 Jul 2020, OffTrack
KPI - \$ YTD Actual to Budget - Services Delivered, 01 Nov 2018 To 30 Nov 2018, OnTrack
KPI - \$ YTD Actual to Budget - Services Delivered, 01 Apr 2018 To 30 Apr 2018, OffTrack
KPI - \$ YTD Actual to Budget - Services Delivered, 01 Sep 2021 To 30 Sep 2021, OffTrack
KPI - \$ YTD Actual to Budget - Services Delivered, 01 Nov 2017 To 30 Nov 2017, Monitor
KPI - \$ YTD Actual to Budget - Services Delivered, 01 Dec 2018 To 31 Dec 2018, OnTrack
KPI - \$ YTD Actual to Budget - Services Delivered, 01 Feb 2018 To 28 Feb 2018, OffTrack
KPI - \$ YTD Actual to Budget - Services Delivered, 01 Mar 2020 To 31 Mar 2020, OnTrack
KPI - \$ YTD Actual to Budget - Services Delivered, 01 Apr 2020 To 30 Apr 2020, OnTrack
KPI - \$ YTD Actual to Budget - Services Delivered, 01 Oct 2021 To 31 Oct 2021, OffTrack
KPI - \$ YTD Actual to Budget - Services Delivered, 01 Dec 2020 To 31 Dec 2020, OffTrack
KPI - \$ YTD Actual to Budget - Services Delivered, 01 Aug 2019 To 31 Aug 2019, OffTrack
KPI - \$ YTD Actual to Budget - Services Delivered, 01 Jan 2021 To 31 Jan 2021, OffTrack
KPI - \$ YTD Actual to Budget - Services Delivered, 01 May 2022 To 31 May 2022, OffTrack
KPI - \$ YTD Actual to Budget - Services Delivered, 01 Sep 2018 To 30 Sep 2018, OffTrack
KPI - \$ YTD Actual to Budget - Services Delivered, 01 Feb 2022 To 28 Feb 2022, OffTrack
KPI - \$ YTD Actual to Budget - Services Delivered, 01 Jul 2019 To 31 Jul 2019, OffTrack
KPI - \$ YTD Actual to Budget - Services Delivered, 01 Feb 2019 To 28 Feb 2019, OnTrack
KPI - \$ YTD Actual to Budget - Services Delivered, 01 Apr 2019 To 30 Apr 2019, OnTrack

KPI - \$ YTD Actual to Budget - Services Delivered, 01 Dec 2017 To 31 Dec 2017, OffTrack
KPI - \$ YTD Actual to Budget - Services Delivered, 01 Feb 2021 To 28 Feb 2021, OffTrack
KPI - \$ YTD Actual to Budget - Services Delivered, 01 Aug 2021 To 31 Aug 2021, OffTrack
KPI - \$ YTD Actual to Budget - Services Delivered, 01 Aug 2018 To 31 Aug 2018, OffTrack
KPI - \$ YTD Actual to Budget - Services Delivered, 01 Nov 2020 To 30 Nov 2020, OffTrack
KPI - \$ YTD Actual to Budget - Services Delivered, 01 Jul 2017 To 31 Jul 2017, Monitor
KPI - \$ YTD Actual to Budget - Services Delivered, 01 Oct 2019 To 31 Oct 2019, OnTrack
KPI - \$ YTD Actual to Budget - Services Delivered, 01 Jun 2021 To 30 Jun 2021, OffTrack
KPI - \$ YTD Actual to Budget - Services Delivered, 01 Nov 2019 To 30 Nov 2019, OnTrack
KPI - \$ YTD Actual to Budget - Services Delivered, 01 Mar 2022 To 31 Mar 2022, OffTrack
KPI - \$ YTD Actual to Budget - Services Delivered, 01 Aug 2020 To 31 Aug 2020, OffTrack
KPI - \$ YTD Actual to Budget - Services Delivered, 01 Aug 2017 To 31 Aug 2017, Monitor
KPI - \$ YTD Actual to Budget - Services Delivered, 01 May 2020 To 31 May 2020, OnTrack
KPI - \$ YTD Actual to Budget - Services Delivered, 01 Oct 2018 To 31 Oct 2018, OnTrack
KPI - \$ YTD Actual to Budget - Services Delivered, 01 May 2019 To 31 May 2019, OnTrack
KPI - \$ YTD Actual to Budget - Services Delivered, 01 Jan 2020 To 31 Jan 2020, OnTrack
KPI - \$ YTD Actual to Budget - Services Delivered, 01 Jun 2022 To 30 Jun 2022, OffTrack
KPI - \$ YTD Actual to Budget - Services Delivered, 01 Apr 2022 To 30 Apr 2022, OffTrack
KPI - \$ YTD Actual to Budget - Services Delivered, 01 Jun 2020 To 30 Jun 2020, OnTrack
KPI - \$ YTD Actual to Budget - Services Delivered, 01 Mar 2019 To 31 Mar 2019, OnTrack
KPI - \$ YTD Actual to Budget - Services Delivered, 01 Oct 2020 To 31 Oct 2020, OffTrack
KPI - \$ YTD Actual to Budget - Services Delivered, 01 Jul 2018 To 31 Jul 2018, OffTrack
KPI - \$ YTD Actual to Budget - Services Delivered, 01 Sep 2020 To 30 Sep 2020, OffTrack
KPI - \$ YTD Actual to Budget - Services Delivered, 01 Apr 2021 To 30 Apr 2021, OffTrack
KPI - \$ YTD Actual to Budget - Services Delivered, 01 Jan 2018 To 31 Jan 2018, OffTrack
KPI - \$ YTD Actual to Budget - Services Delivered, 01 May 2021 To 31 May 2021, OffTrack
KPI - \$ YTD Actual to Budget - Services Delivered, 01 Dec 2021 To 31 Dec 2021, OffTrack
KPI - \$ YTD Actual to Budget - Services Delivered, 01 Feb 2020 To 29 Feb 2020, OnTrack
KPI - \$ YTD Actual to Budget - Services Delivered, 01 Jun 2018 To 30 Jun 2018, OffTrack
KPI - \$ YTD Actual to Budget - Services Delivered, 01 Oct 2017 To 31 Oct 2017, Monitor
KPI - \$ YTD Actual to Budget - Services Delivered, 01 Mar 2018 To 31 Mar 2018, OffTrack
KPI - \$ YTD Actual to Budget - Services Delivered, 01 Jan 2022 To 31 Jan 2022, OffTrack
KPI - \$ YTD Actual to Budget - Services Delivered, 01 Sep 2017 To 30 Sep 2017, Monitor
KPI - \$ YTD Actual to Budget - Services Delivered, 01 Nov 2021 To 30 Nov 2021, OffTrack

KPI - \$ YTD Actual to Budget - Services Delivered, 01 May 2018 To 31 May 2018, OffTrack
KPI - \$ YTD Actual to Budget - Services Delivered, 01 Mar 2021 To 31 Mar 2021, OffTrack
KPI - \$ YTD Actual to Budget - Services Delivered, 01 Jul 2021 To 31 Jul 2021, OffTrack
KPI - \$ YTD Actual to Budget - Services Delivered, 01 Dec 2019 To 31 Dec 2019, OnTrack
KPI - \$ YTD Actual to Budget - Services Delivered, 01 Sep 2019 To 30 Sep 2019, OffTrack
KPI - \$ YTD Actual to Budget - Services Delivered, 01 Jun 2019 To 30 Jun 2019, OnTrack
KPI - \$ YTD Actual to Budget - Services Delivered, 01 Jan 2019 To 31 Jan 2019, OnTrack
KPI - \$ YTD Actual to Budget - Services Delivered, 01 Jul 2020 To 31 Jul 2020, OffTrack
KPI - \$ YTD Actual to Budget - Services Delivered, 01 Nov 2018 To 30 Nov 2018, OnTrack
KPI - \$ YTD Actual to Budget - Services Delivered, 01 Apr 2018 To 30 Apr 2018, OffTrack
KPI - \$ YTD Actual to Budget - Services Delivered, 01 Sep 2021 To 30 Sep 2021, OffTrack
KPI - \$ YTD Actual to Budget - Services Delivered, 01 Nov 2017 To 30 Nov 2017, Monitor
KPI - \$ YTD Actual to Budget - Services Delivered, 01 Dec 2018 To 31 Dec 2018, OnTrack
KPI - \$ YTD Actual to Budget - Services Delivered, 01 Feb 2018 To 28 Feb 2018, OffTrack
KPI - \$ YTD Actual to Budget - Services Delivered, 01 Mar 2020 To 31 Mar 2020, OnTrack
KPI - \$ YTD Actual to Budget - Services Delivered, 01 Apr 2020 To 30 Apr 2020, OnTrack
KPI - \$ YTD Actual to Budget - Services Delivered, 01 Oct 2021 To 31 Oct 2021, OffTrack
KPI - \$ YTD Actual to Budget - Services Delivered, 01 Dec 2020 To 31 Dec 2020, OffTrack
KPI - \$ YTD Actual to Budget - Services Delivered, 01 Aug 2019 To 31 Aug 2019, OffTrack
KPI - \$ YTD Actual to Budget - Services Delivered, 01 Jan 2021 To 31 Jan 2021, OffTrack
KPI - \$ YTD Actual to Budget - Services Delivered, 01 May 2022 To 31 May 2022, OffTrack
KPI - \$ YTD Actual to Budget - Services Delivered, 01 Sep 2018 To 30 Sep 2018, OffTrack
KPI - \$ YTD Actual to Budget - Services Delivered, 01 Feb 2022 To 28 Feb 2022, OffTrack
KPI - \$ YTD Actual to Budget - Services Delivered, 01 Jul 2019 To 31 Jul 2019, OffTrack
KPI - \$ YTD Actual to Budget - Services Delivered, 01 Feb 2019 To 28 Feb 2019, OnTrack
KPI - \$ YTD Actual to Budget - Services Delivered, 01 Apr 2019 To 30 Apr 2019, OnTrack
KPI - \$ YTD Actual to Budget - Services Delivered, 01 Dec 2017 To 31 Dec 2017, OffTrack
Hierarchy - Planing Hierarchy > Action > Undertake target marketing campaigns focused on increased revenue from the new sectors and improve our brand awareness within these
KPI - \$ YTD Actual to Budget – Value of Approved Work, 01 Mar 2019 To 31 Mar 2019, OffTrack
KPI - \$ YTD Actual to Budget – Value of Approved Work, 01 May 2018 To 31 May 2018, OnTrack
KPI - \$ YTD Actual to Budget – Value of Approved Work, 01 Oct 2018 To 31 Oct 2018, OnTrack
KPI - \$ YTD Actual to Budget – Value of Approved Work, 01 Apr 2020 To 30 Apr 2020, OffTrack
KPI - \$ YTD Actual to Budget – Value of Approved Work, 01 Dec 2017 To 31 Dec 2017, OnTrack
KPI - \$ YTD Actual to Budget – Value of Approved Work, 01 May 2021 To 31 May 2021, OnTrack

KPI - \$ YTD Actual to Budget – Value of Approved Work, 01 Jul 2019 To 31 Jul 2019, OnTrack
KPI - \$ YTD Actual to Budget – Value of Approved Work, 01 Oct 2017 To 31 Oct 2017, OffTrack
KPI - \$ YTD Actual to Budget – Value of Approved Work, 01 Jun 2021 To 30 Jun 2021, OffTrack
Incident - COM - 1 - Verbal abuse allegedly directed towards child, 23 Aug 2019
Incident - INJ - 4 - Tripping injury to member of the staff in breakroom, 16 Jan 2021
Compliances - CMS - 773, Developing a health and safety management plan, Fully Complaint
KPI - \$ YTD Actual to Budget – Value of Approved Work, 01 Aug 2020 To 31 Aug 2020, OffTrack
KPI - \$ YTD Actual to Budget – Value of Approved Work, 01 Jun 2018 To 30 Jun 2018, OnTrack
KPI - \$ YTD Actual to Budget – Value of Approved Work, 01 Sep 2018 To 30 Sep 2018, OnTrack
KPI - \$ YTD Actual to Budget – Value of Approved Work, 01 May 2019 To 31 May 2019, OffTrack
KPI - \$ YTD Actual to Budget – Value of Approved Work, 01 Jan 2021 To 31 Jan 2021, OffTrack
KPI - \$ YTD Actual to Budget – Value of Approved Work, 01 Nov 2019 To 30 Nov 2019, OnTrack
KPI - \$ YTD Actual to Budget – Value of Approved Work, 01 Feb 2020 To 29 Feb 2020, OffTrack
KPI - \$ YTD Actual to Budget – Value of Approved Work, 01 Jan 2019 To 31 Jan 2019, OnTrack
KPI - \$ YTD Actual to Budget – Value of Approved Work, 01 Jun 2019 To 30 Jun 2019, OffTrack
KPI - \$ YTD Actual to Budget – Value of Approved Work, 01 Oct 2019 To 31 Oct 2019, OnTrack
KPI - \$ YTD Actual to Budget – Value of Approved Work, 01 Jul 2020 To 31 Jul 2020, OnTrack
KPI - \$ YTD Actual to Budget – Value of Approved Work, 01 Nov 2017 To 30 Nov 2017, OffTrack
KPI - \$ YTD Actual to Budget – Value of Approved Work, 01 May 2020 To 31 May 2020, OffTrack
KPI - \$ YTD Actual to Budget – Value of Approved Work, 01 Aug 2017 To 31 Aug 2017, Monitor
KPI - \$ YTD Actual to Budget – Value of Approved Work, 01 Feb 2019 To 28 Feb 2019, OffTrack
KPI - \$ YTD Actual to Budget – Value of Approved Work, 01 Sep 2020 To 30 Sep 2020, OnTrack
KPI - \$ YTD Actual to Budget – Value of Approved Work, 01 Jul 2018 To 31 Jul 2018, OnTrack
KPI - \$ YTD Actual to Budget – Value of Approved Work, 01 Aug 2019 To 31 Aug 2019, OnTrack
KPI - \$ YTD Actual to Budget – Value of Approved Work, 01 Dec 2018 To 31 Dec 2018, OnTrack
KPI - \$ YTD Actual to Budget – Value of Approved Work, 01 Mar 2018 To 31 Mar 2018, OnTrack
KPI - \$ YTD Actual to Budget – Value of Approved Work, 01 Aug 2018 To 31 Aug 2018, OnTrack
KPI - \$ YTD Actual to Budget – Value of Approved Work, 01 Jul 2017 To 31 Jul 2017, OffTrack
KPI - \$ YTD Actual to Budget – Value of Approved Work, 01 Jun 2020 To 30 Jun 2020, OffTrack
KPI - \$ YTD Actual to Budget – Value of Approved Work, 01 Sep 2019 To 30 Sep 2019, OnTrack
KPI - \$ YTD Actual to Budget – Value of Approved Work, 01 Mar 2020 To 31 Mar 2020, OffTrack
KPI - \$ YTD Actual to Budget – Value of Approved Work, 01 Jan 2018 To 31 Jan 2018, OnTrack
KPI - \$ YTD Actual to Budget – Value of Approved Work, 01 Feb 2018 To 28 Feb 2018, OnTrack
KPI - \$ YTD Actual to Budget – Value of Approved Work, 01 Mar 2021 To 31 Mar 2021, OnTrack

KPI - \$ YTD Actual to Budget – Value of Approved Work, 01 Oct 2020 To 31 Oct 2020, OnTrack
KPI - \$ YTD Actual to Budget – Value of Approved Work, 01 Nov 2018 To 30 Nov 2018, OnTrack
KPI - \$ YTD Actual to Budget – Value of Approved Work, 01 Apr 2018 To 30 Apr 2018, OnTrack
KPI - \$ YTD Actual to Budget – Value of Approved Work, 01 Apr 2021 To 30 Apr 2021, OffTrack
KPI - \$ YTD Actual to Budget – Value of Approved Work, 01 Jan 2020 To 31 Jan 2020, OnTrack
KPI - \$ YTD Actual to Budget – Value of Approved Work, 01 Nov 2020 To 30 Nov 2020, OffTrack
KPI - \$ YTD Actual to Budget – Value of Approved Work, 01 Feb 2021 To 28 Feb 2021, OffTrack
KPI - \$ YTD Actual to Budget – Value of Approved Work, 01 Sep 2017 To 30 Sep 2017, OffTrack
KPI - \$ YTD Actual to Budget – Value of Approved Work, 01 Dec 2019 To 31 Dec 2019, OnTrack
KPI - \$ YTD Actual to Budget – Value of Approved Work, 01 Apr 2019 To 30 Apr 2019, OffTrack
KPI - \$ YTD Actual to Budget – Value of Approved Work, 01 Dec 2020 To 31 Dec 2020, OffTrack
KPI - # of cyber attacks, 01 Mar 2020 To 31 Mar 2020, OffTrack
KPI - # of cyber attacks, 01 Dec 2018 To 31 Dec 2018, OnTrack
KPI - # of cyber attacks, 01 Jul 2021 To 31 Jul 2021, OnTrack
KPI - # of cyber attacks, 01 Feb 2020 To 29 Feb 2020, OffTrack
KPI - # of cyber attacks, 01 Mar 2022 To 31 Mar 2022, OnTrack
KPI - # of cyber attacks, 01 Jun 2022 To 30 Jun 2022, OnTrack
KPI - # of cyber attacks, 01 Feb 2022 To 28 Feb 2022, OnTrack
KPI - # of cyber attacks, 01 May 2021 To 31 May 2021, OnTrack
KPI - # of cyber attacks, 01 Sep 2021 To 30 Sep 2021, OnTrack
KPI - # of cyber attacks, 01 Oct 2021 To 31 Oct 2021, OffTrack
KPI - # of cyber attacks, 01 Jun 2019 To 30 Jun 2019, OffTrack
KPI - # of cyber attacks, 01 May 2019 To 31 May 2019, OffTrack
KPI - # of cyber attacks, 01 Feb 2019 To 28 Feb 2019, OffTrack
KPI - # of cyber attacks, 01 Nov 2019 To 30 Nov 2019, OffTrack
KPI - # of cyber attacks, 01 Nov 2018 To 30 Nov 2018, OffTrack
KPI - # of cyber attacks, 01 Apr 2019 To 30 Apr 2019, OnTrack
KPI - # of cyber attacks, 01 Sep 2020 To 30 Sep 2020, OffTrack
KPI - # of cyber attacks, 01 Jun 2020 To 30 Jun 2020, OffTrack
KPI - # of cyber attacks, 01 May 2020 To 31 May 2020, OffTrack
KPI - # of cyber attacks, 01 Sep 2018 To 30 Sep 2018, OnTrack
KPI - # of cyber attacks, 01 Dec 2021 To 31 Dec 2021, OffTrack
KPI - # of cyber attacks, 01 Mar 2019 To 31 Mar 2019, OffTrack
KPI - # of cyber attacks, 01 Feb 2021 To 28 Feb 2021, OnTrack

KPI - # of cyber attacks, 01 Sep 2019 To 30 Sep 2019, OnTrack
KPI - # of cyber attacks, 01 Oct 2020 To 31 Oct 2020, OffTrack
KPI - # of cyber attacks, 01 Aug 2018 To 31 Aug 2018, OffTrack
KPI - # of cyber attacks, 01 Apr 2020 To 30 Apr 2020, OnTrack
KPI - # of cyber attacks, 01 Nov 2021 To 30 Nov 2021, OffTrack
KPI - # of cyber attacks, 01 Dec 2019 To 31 Dec 2019, OnTrack
KPI - # of cyber attacks, 01 Aug 2021 To 31 Aug 2021, OnTrack
KPI - # of cyber attacks, 01 Jan 2021 To 31 Jan 2021, OnTrack
KPI - # of cyber attacks, 01 Oct 2019 To 31 Oct 2019, OnTrack
KPI - # of cyber attacks, 01 Jan 2020 To 31 Jan 2020, OnTrack
KPI - # of cyber attacks, 01 Nov 2020 To 30 Nov 2020, OffTrack
KPI - # of cyber attacks, 01 Mar 2021 To 31 Mar 2021, OnTrack
KPI - # of cyber attacks, 01 Apr 2021 To 30 Apr 2021, OnTrack
KPI - # of cyber attacks, 01 Dec 2020 To 31 Dec 2020, OnTrack
KPI - # of cyber attacks, 01 Aug 2020 To 31 Aug 2020, OffTrack
KPI - # of cyber attacks, 01 Jan 2019 To 31 Jan 2019, OnTrack
KPI - # of cyber attacks, 01 May 2022 To 31 May 2022, OnTrack
KPI - # of cyber attacks, 01 Jun 2021 To 30 Jun 2021, OnTrack
KPI - # of cyber attacks, 01 Jul 2020 To 31 Jul 2020, OnTrack
KPI - # of cyber attacks, 01 Jul 2019 To 31 Jul 2019, OnTrack
KPI - # of cyber attacks, 01 Oct 2018 To 31 Oct 2018, OnTrack
KPI - # of cyber attacks, 01 Apr 2022 To 30 Apr 2022, OnTrack
KPI - # of cyber attacks, 01 Aug 2019 To 31 Aug 2019, OffTrack
KPI - # of cyber attacks, 01 Jul 2018 To 31 Jul 2018, OnTrack
KPI - # of cyber attacks, 01 Jan 2022 To 31 Jan 2022, OnTrack
KPI - \$ YTD Actual to Budget - Services Delivered, 01 Feb 2021 To 28 Feb 2021, OffTrack
KPI - \$ YTD Actual to Budget - Services Delivered, 01 Aug 2021 To 31 Aug 2021, OffTrack
KPI - \$ YTD Actual to Budget - Services Delivered, 01 Aug 2018 To 31 Aug 2018, OffTrack
KPI - \$ YTD Actual to Budget - Services Delivered, 01 Nov 2020 To 30 Nov 2020, OffTrack
KPI - \$ YTD Actual to Budget - Services Delivered, 01 Jul 2017 To 31 Jul 2017, Monitor
KPI - \$ YTD Actual to Budget - Services Delivered, 01 Oct 2019 To 31 Oct 2019, OnTrack
KPI - \$ YTD Actual to Budget - Services Delivered, 01 Jun 2021 To 30 Jun 2021, OffTrack
KPI - \$ YTD Actual to Budget - Services Delivered, 01 Nov 2019 To 30 Nov 2019, OnTrack
KPI - \$ YTD Actual to Budget - Services Delivered, 01 Mar 2022 To 31 Mar 2022, OffTrack

KPI - \$ YTD Actual to Budget - Services Delivered, 01 Aug 2020 To 31 Aug 2020, OffTrack
KPI - \$ YTD Actual to Budget - Services Delivered, 01 Aug 2017 To 31 Aug 2017, Monitor
KPI - \$ YTD Actual to Budget - Services Delivered, 01 May 2020 To 31 May 2020, OnTrack
KPI - \$ YTD Actual to Budget - Services Delivered, 01 Oct 2018 To 31 Oct 2018, OnTrack
KPI - \$ YTD Actual to Budget - Services Delivered, 01 May 2019 To 31 May 2019, OnTrack
KPI - \$ YTD Actual to Budget - Services Delivered, 01 Jan 2020 To 31 Jan 2020, OnTrack
KPI - \$ YTD Actual to Budget - Services Delivered, 01 Jun 2022 To 30 Jun 2022, OffTrack
KPI - \$ YTD Actual to Budget - Services Delivered, 01 Apr 2022 To 30 Apr 2022, OffTrack
KPI - \$ YTD Actual to Budget - Services Delivered, 01 Jun 2020 To 30 Jun 2020, OnTrack
KPI - \$ YTD Actual to Budget - Services Delivered, 01 Mar 2019 To 31 Mar 2019, OnTrack
KPI - \$ YTD Actual to Budget - Services Delivered, 01 Oct 2020 To 31 Oct 2020, OffTrack
KPI - \$ YTD Actual to Budget - Services Delivered, 01 Feb 2021 To 28 Feb 2021, OffTrack
KPI - \$ YTD Actual to Budget - Services Delivered, 01 Aug 2021 To 31 Aug 2021, OffTrack
KPI - \$ YTD Actual to Budget - Services Delivered, 01 Aug 2018 To 31 Aug 2018, OffTrack
KPI - \$ YTD Actual to Budget - Services Delivered, 01 Nov 2020 To 30 Nov 2020, OffTrack
KPI - \$ YTD Actual to Budget - Services Delivered, 01 Jul 2017 To 31 Jul 2017, Monitor
KPI - \$ YTD Actual to Budget - Services Delivered, 01 Oct 2019 To 31 Oct 2019, OnTrack
KPI - \$ YTD Actual to Budget - Services Delivered, 01 Jun 2021 To 30 Jun 2021, OffTrack
KPI - \$ YTD Actual to Budget - Services Delivered, 01 Nov 2019 To 30 Nov 2019, OnTrack
KPI - \$ YTD Actual to Budget - Services Delivered, 01 Mar 2022 To 31 Mar 2022, OffTrack
KPI - \$ YTD Actual to Budget - Services Delivered, 01 Aug 2020 To 31 Aug 2020, OffTrack
KPI - \$ YTD Actual to Budget - Services Delivered, 01 Aug 2017 To 31 Aug 2017, Monitor
KPI - \$ YTD Actual to Budget - Services Delivered, 01 May 2020 To 31 May 2020, OnTrack
KPI - \$ YTD Actual to Budget - Services Delivered, 01 Oct 2018 To 31 Oct 2018, OnTrack
KPI - \$ YTD Actual to Budget - Services Delivered, 01 May 2019 To 31 May 2019, OnTrack
KPI - \$ YTD Actual to Budget - Services Delivered, 01 Jan 2020 To 31 Jan 2020, OnTrack
KPI - \$ YTD Actual to Budget - Services Delivered, 01 Jun 2022 To 30 Jun 2022, OffTrack
KPI - \$ YTD Actual to Budget - Services Delivered, 01 Apr 2022 To 30 Apr 2022, OffTrack
KPI - \$ YTD Actual to Budget - Services Delivered, 01 Jun 2020 To 30 Jun 2020, OnTrack
KPI - \$ YTD Actual to Budget - Services Delivered, 01 Mar 2019 To 31 Mar 2019, OnTrack
KPI - \$ YTD Actual to Budget - Services Delivered, 01 Oct 2020 To 31 Oct 2020, OffTrack
KPI - \$ YTD Actual to Budget - Services Delivered, 01 Jul 2018 To 31 Jul 2018, OffTrack
KPI - \$ YTD Actual to Budget - Services Delivered, 01 Sep 2020 To 30 Sep 2020, OffTrack
KPI - \$ YTD Actual to Budget - Services Delivered, 01 Apr 2021 To 30 Apr 2021, OffTrack

KPI - \$ YTD Actual to Budget - Services Delivered, 01 Jan 2018 To 31 Jan 2018, OffTrack
KPI - \$ YTD Actual to Budget - Services Delivered, 01 May 2021 To 31 May 2021, OffTrack
KPI - \$ YTD Actual to Budget - Services Delivered, 01 Dec 2021 To 31 Dec 2021, OffTrack
KPI - \$ YTD Actual to Budget - Services Delivered, 01 Feb 2020 To 29 Feb 2020, OnTrack
KPI - \$ YTD Actual to Budget - Services Delivered, 01 Jun 2018 To 30 Jun 2018, OffTrack
KPI - \$ YTD Actual to Budget - Services Delivered, 01 Oct 2017 To 31 Oct 2017, Monitor
KPI - \$ YTD Actual to Budget - Services Delivered, 01 Mar 2018 To 31 Mar 2018, OffTrack
KPI - \$ YTD Actual to Budget - Services Delivered, 01 Jan 2022 To 31 Jan 2022, OffTrack
KPI - \$ YTD Actual to Budget - Services Delivered, 01 Sep 2017 To 30 Sep 2017, Monitor
KPI - \$ YTD Actual to Budget - Services Delivered, 01 Nov 2021 To 30 Nov 2021, OffTrack
KPI - \$ YTD Actual to Budget - Services Delivered, 01 May 2018 To 31 May 2018, OffTrack
KPI - \$ YTD Actual to Budget - Services Delivered, 01 Mar 2021 To 31 Mar 2021, OffTrack
KPI - \$ YTD Actual to Budget - Services Delivered, 01 Jul 2021 To 31 Jul 2021, OffTrack
KPI - \$ YTD Actual to Budget - Services Delivered, 01 Dec 2019 To 31 Dec 2019, OnTrack
KPI - \$ YTD Actual to Budget - Services Delivered, 01 Sep 2019 To 30 Sep 2019, OffTrack
KPI - \$ YTD Actual to Budget - Services Delivered, 01 Jun 2019 To 30 Jun 2019, OnTrack
KPI - \$ YTD Actual to Budget - Services Delivered, 01 Jan 2019 To 31 Jan 2019, OnTrack
KPI - \$ YTD Actual to Budget - Services Delivered, 01 Jul 2020 To 31 Jul 2020, OffTrack
KPI - \$ YTD Actual to Budget - Services Delivered, 01 Nov 2018 To 30 Nov 2018, OnTrack
KPI - \$ YTD Actual to Budget - Services Delivered, 01 Apr 2018 To 30 Apr 2018, OffTrack
KPI - \$ YTD Actual to Budget - Services Delivered, 01 Sep 2021 To 30 Sep 2021, OffTrack
KPI - \$ YTD Actual to Budget - Services Delivered, 01 Nov 2017 To 30 Nov 2017, Monitor
KPI - \$ YTD Actual to Budget - Services Delivered, 01 Dec 2018 To 31 Dec 2018, OnTrack
KPI - \$ YTD Actual to Budget - Services Delivered, 01 Feb 2018 To 28 Feb 2018, OffTrack
KPI - \$ YTD Actual to Budget - Services Delivered, 01 Mar 2020 To 31 Mar 2020, OnTrack
KPI - \$ YTD Actual to Budget - Services Delivered, 01 Apr 2020 To 30 Apr 2020, OnTrack
KPI - \$ YTD Actual to Budget - Services Delivered, 01 Oct 2021 To 31 Oct 2021, OffTrack
KPI - \$ YTD Actual to Budget - Services Delivered, 01 Dec 2020 To 31 Dec 2020, OffTrack
KPI - \$ YTD Actual to Budget - Services Delivered, 01 Aug 2019 To 31 Aug 2019, OffTrack
KPI - \$ YTD Actual to Budget - Services Delivered, 01 Jan 2021 To 31 Jan 2021, OffTrack
KPI - \$ YTD Actual to Budget - Services Delivered, 01 May 2022 To 31 May 2022, OffTrack
KPI - \$ YTD Actual to Budget - Services Delivered, 01 Sep 2018 To 30 Sep 2018, OffTrack
KPI - \$ YTD Actual to Budget - Services Delivered, 01 Feb 2022 To 28 Feb 2022, OffTrack
KPI - \$ YTD Actual to Budget - Services Delivered, 01 Jul 2019 To 31 Jul 2019, OffTrack

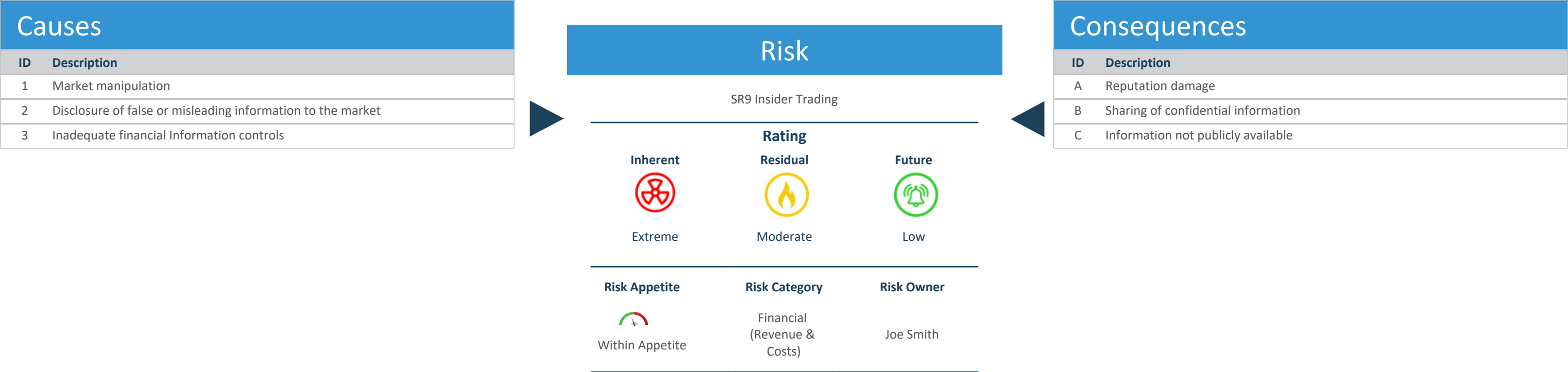
KPI - \$ YTD Actual to Budget - Services Delivered, 01 Feb 2019 To 28 Feb 2019, OnTrack
KPI - \$ YTD Actual to Budget - Services Delivered, 01 Apr 2019 To 30 Apr 2019, OnTrack
KPI - \$ YTD Actual to Budget - Services Delivered, 01 Dec 2017 To 31 Dec 2017, OffTrack
KPI - # of cyber attacks, 01 Mar 2020 To 31 Mar 2020, OffTrack
KPI - # of cyber attacks, 01 Dec 2018 To 31 Dec 2018, OnTrack
KPI - # of cyber attacks, 01 Jul 2021 To 31 Jul 2021, OnTrack
KPI - # of cyber attacks, 01 Feb 2020 To 29 Feb 2020, OffTrack
KPI - # of cyber attacks, 01 Mar 2022 To 31 Mar 2022, OnTrack
KPI - # of cyber attacks, 01 Jun 2022 To 30 Jun 2022, OnTrack
KPI - # of cyber attacks, 01 Feb 2022 To 28 Feb 2022, OnTrack
KPI - # of cyber attacks, 01 May 2021 To 31 May 2021, OnTrack
KPI - # of cyber attacks, 01 Sep 2021 To 30 Sep 2021, OnTrack
KPI - # of cyber attacks, 01 Oct 2021 To 31 Oct 2021, OffTrack
KPI - # of cyber attacks, 01 Jun 2019 To 30 Jun 2019, OffTrack
KPI - # of cyber attacks, 01 May 2019 To 31 May 2019, OffTrack
KPI - # of cyber attacks, 01 Feb 2019 To 28 Feb 2019, OffTrack
KPI - # of cyber attacks, 01 Nov 2019 To 30 Nov 2019, OffTrack
KPI - # of cyber attacks, 01 Nov 2018 To 30 Nov 2018, OffTrack
KPI - # of cyber attacks, 01 Apr 2019 To 30 Apr 2019, OnTrack
KPI - # of cyber attacks, 01 Sep 2020 To 30 Sep 2020, OffTrack
KPI - # of cyber attacks, 01 Jun 2020 To 30 Jun 2020, OffTrack
KPI - # of cyber attacks, 01 May 2020 To 31 May 2020, OffTrack
KPI - # of cyber attacks, 01 Sep 2018 To 30 Sep 2018, OnTrack
KPI - # of cyber attacks, 01 Dec 2021 To 31 Dec 2021, OffTrack
KPI - # of cyber attacks, 01 Mar 2019 To 31 Mar 2019, OffTrack
KPI - # of cyber attacks, 01 Feb 2021 To 28 Feb 2021, OnTrack
KPI - # of cyber attacks, 01 Sep 2019 To 30 Sep 2019, OnTrack
KPI - # of cyber attacks, 01 Oct 2020 To 31 Oct 2020, OffTrack
KPI - # of cyber attacks, 01 Aug 2018 To 31 Aug 2018, OffTrack
KPI - # of cyber attacks, 01 Apr 2020 To 30 Apr 2020, OnTrack
KPI - # of cyber attacks, 01 Nov 2021 To 30 Nov 2021, OffTrack
KPI - # of cyber attacks, 01 Dec 2019 To 31 Dec 2019, OnTrack
KPI - # of cyber attacks, 01 Aug 2021 To 31 Aug 2021, OnTrack
KPI - # of cyber attacks, 01 Jan 2021 To 31 Jan 2021, OnTrack

KPI - # of cyber attacks, 01 Oct 2019 To 31 Oct 2019, OnTrack
KPI - # of cyber attacks, 01 Jan 2020 To 31 Jan 2020, OnTrack
KPI - # of cyber attacks, 01 Nov 2020 To 30 Nov 2020, OffTrack
KPI - # of cyber attacks, 01 Mar 2021 To 31 Mar 2021, OnTrack
KPI - # of cyber attacks, 01 Apr 2021 To 30 Apr 2021, OnTrack
KPI - # of cyber attacks, 01 Dec 2020 To 31 Dec 2020, OnTrack
KPI - # of cyber attacks, 01 Aug 2020 To 31 Aug 2020, OffTrack
KPI - # of cyber attacks, 01 Jan 2019 To 31 Jan 2019, OnTrack
KPI - # of cyber attacks, 01 May 2022 To 31 May 2022, OnTrack
KPI - # of cyber attacks, 01 Jun 2021 To 30 Jun 2021, OnTrack
KPI - # of cyber attacks, 01 Jul 2020 To 31 Jul 2020, OnTrack
KPI - # of cyber attacks, 01 Jul 2019 To 31 Jul 2019, OnTrack
KPI - # of cyber attacks, 01 Oct 2018 To 31 Oct 2018, OnTrack
KPI - # of cyber attacks, 01 Apr 2022 To 30 Apr 2022, OnTrack
KPI - # of cyber attacks, 01 Aug 2019 To 31 Aug 2019, OffTrack
KPI - # of cyber attacks, 01 Jul 2018 To 31 Jul 2018, OnTrack
KPI - # of cyber attacks, 01 Jan 2022 To 31 Jan 2022, OnTrack
KPI - \$ YTD Actual to Budget - Services Delivered, 01 Jul 2018 To 31 Jul 2018, OffTrack
KPI - \$ YTD Actual to Budget - Services Delivered, 01 Sep 2020 To 30 Sep 2020, OffTrack
KPI - \$ YTD Actual to Budget - Services Delivered, 01 Apr 2021 To 30 Apr 2021, OffTrack
KPI - \$ YTD Actual to Budget - Services Delivered, 01 Jan 2018 To 31 Jan 2018, OffTrack
KPI - \$ YTD Actual to Budget - Services Delivered, 01 May 2021 To 31 May 2021, OffTrack
KPI - \$ YTD Actual to Budget - Services Delivered, 01 Dec 2021 To 31 Dec 2021, OffTrack
KPI - \$ YTD Actual to Budget - Services Delivered, 01 Feb 2020 To 29 Feb 2020, OnTrack
KPI - \$ YTD Actual to Budget - Services Delivered, 01 Jun 2018 To 30 Jun 2018, OffTrack
KPI - \$ YTD Actual to Budget - Services Delivered, 01 Oct 2017 To 31 Oct 2017, Monitor
KPI - \$ YTD Actual to Budget - Services Delivered, 01 Mar 2018 To 31 Mar 2018, OffTrack
KPI - \$ YTD Actual to Budget - Services Delivered, 01 Jan 2022 To 31 Jan 2022, OffTrack
KPI - \$ YTD Actual to Budget - Services Delivered, 01 Sep 2017 To 30 Sep 2017, Monitor
KPI - \$ YTD Actual to Budget - Services Delivered, 01 Nov 2021 To 30 Nov 2021, OffTrack
KPI - \$ YTD Actual to Budget - Services Delivered, 01 May 2018 To 31 May 2018, OffTrack
KPI - \$ YTD Actual to Budget - Services Delivered, 01 Mar 2021 To 31 Mar 2021, OffTrack
KPI - \$ YTD Actual to Budget - Services Delivered, 01 Jul 2021 To 31 Jul 2021, OffTrack
KPI - \$ YTD Actual to Budget - Services Delivered, 01 Dec 2019 To 31 Dec 2019, OnTrack

KPI - \$ YTD Actual to Budget - Services Delivered, 01 Sep 2019 To 30 Sep 2019, OffTrack
KPI - \$ YTD Actual to Budget - Services Delivered, 01 Jun 2019 To 30 Jun 2019, OnTrack
KPI - \$ YTD Actual to Budget - Services Delivered, 01 Jan 2019 To 31 Jan 2019, OnTrack
KPI - \$ YTD Actual to Budget - Services Delivered, 01 Jul 2020 To 31 Jul 2020, OffTrack
KPI - \$ YTD Actual to Budget - Services Delivered, 01 Nov 2018 To 30 Nov 2018, OnTrack
KPI - \$ YTD Actual to Budget - Services Delivered, 01 Apr 2018 To 30 Apr 2018, OffTrack
KPI - \$ YTD Actual to Budget - Services Delivered, 01 Sep 2021 To 30 Sep 2021, OffTrack
KPI - \$ YTD Actual to Budget - Services Delivered, 01 Nov 2017 To 30 Nov 2017, Monitor
KPI - \$ YTD Actual to Budget - Services Delivered, 01 Dec 2018 To 31 Dec 2018, OnTrack
KPI - \$ YTD Actual to Budget - Services Delivered, 01 Feb 2018 To 28 Feb 2018, OffTrack
KPI - \$ YTD Actual to Budget - Services Delivered, 01 Mar 2020 To 31 Mar 2020, OnTrack
KPI - \$ YTD Actual to Budget - Services Delivered, 01 Apr 2020 To 30 Apr 2020, OnTrack
KPI - \$ YTD Actual to Budget - Services Delivered, 01 Oct 2021 To 31 Oct 2021, OffTrack
KPI - \$ YTD Actual to Budget - Services Delivered, 01 Dec 2020 To 31 Dec 2020, OffTrack
KPI - \$ YTD Actual to Budget - Services Delivered, 01 Aug 2019 To 31 Aug 2019, OffTrack
KPI - \$ YTD Actual to Budget - Services Delivered, 01 Jan 2021 To 31 Jan 2021, OffTrack
KPI - \$ YTD Actual to Budget - Services Delivered, 01 May 2022 To 31 May 2022, OffTrack
KPI - \$ YTD Actual to Budget - Services Delivered, 01 Sep 2018 To 30 Sep 2018, OffTrack
KPI - \$ YTD Actual to Budget - Services Delivered, 01 Feb 2022 To 28 Feb 2022, OffTrack
KPI - \$ YTD Actual to Budget - Services Delivered, 01 Jul 2019 To 31 Jul 2019, OffTrack
KPI - \$ YTD Actual to Budget - Services Delivered, 01 Feb 2019 To 28 Feb 2019, OnTrack
KPI - \$ YTD Actual to Budget - Services Delivered, 01 Apr 2019 To 30 Apr 2019, OnTrack
KPI - \$ YTD Actual to Budget - Services Delivered, 01 Dec 2017 To 31 Dec 2017, OffTrack
KPI - \$ YTD Actual to Budget – Value of Approved Work, 01 May 2020 To 31 May 2020, OffTrack
KPI - \$ YTD Actual to Budget – Value of Approved Work, 01 Aug 2017 To 31 Aug 2017, Monitor
KPI - \$ YTD Actual to Budget – Value of Approved Work, 01 Feb 2019 To 28 Feb 2019, OffTrack
KPI - \$ YTD Actual to Budget – Value of Approved Work, 01 Sep 2020 To 30 Sep 2020, OnTrack
KPI - \$ YTD Actual to Budget – Value of Approved Work, 01 Jul 2018 To 31 Jul 2018, OnTrack
KPI - \$ YTD Actual to Budget – Value of Approved Work, 01 Aug 2019 To 31 Aug 2019, OnTrack
KPI - \$ YTD Actual to Budget – Value of Approved Work, 01 Dec 2018 To 31 Dec 2018, OnTrack
KPI - \$ YTD Actual to Budget – Value of Approved Work, 01 Mar 2018 To 31 Mar 2018, OnTrack
KPI - \$ YTD Actual to Budget – Value of Approved Work, 01 Aug 2018 To 31 Aug 2018, OnTrack
KPI - \$ YTD Actual to Budget – Value of Approved Work, 01 Jul 2017 To 31 Jul 2017, OffTrack
KPI - \$ YTD Actual to Budget – Value of Approved Work, 01 Jun 2020 To 30 Jun 2020, OffTrack

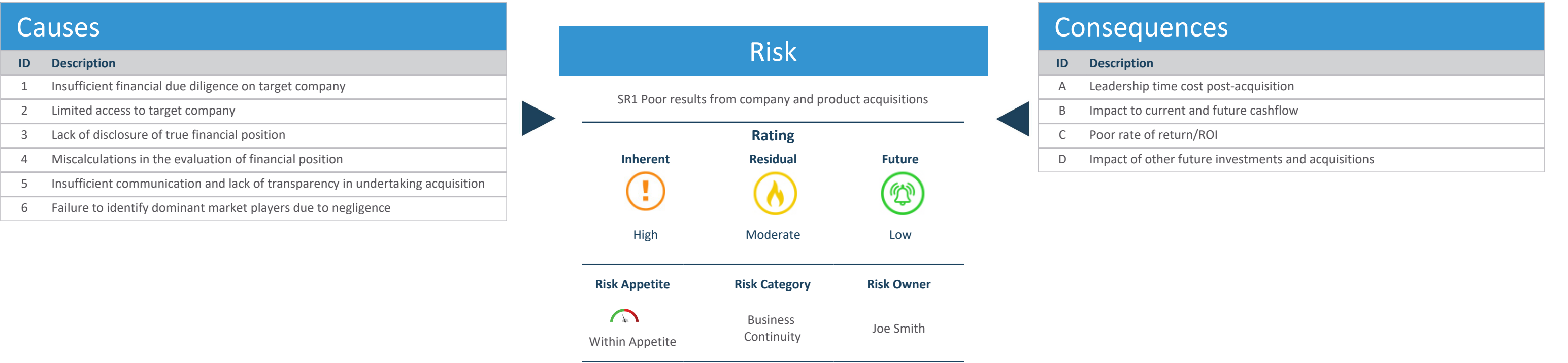
KPI - \$ YTD Actual to Budget – Value of Approved Work, 01 Sep 2019 To 30 Sep 2019, OnTrack
KPI - \$ YTD Actual to Budget – Value of Approved Work, 01 Mar 2020 To 31 Mar 2020, OffTrack
KPI - \$ YTD Actual to Budget – Value of Approved Work, 01 Jan 2018 To 31 Jan 2018, OnTrack
KPI - \$ YTD Actual to Budget – Value of Approved Work, 01 Feb 2018 To 28 Feb 2018, OnTrack
KPI - \$ YTD Actual to Budget – Value of Approved Work, 01 Mar 2021 To 31 Mar 2021, OnTrack
KPI - \$ YTD Actual to Budget – Value of Approved Work, 01 Oct 2020 To 31 Oct 2020, OnTrack
KPI - \$ YTD Actual to Budget – Value of Approved Work, 01 Nov 2018 To 30 Nov 2018, OnTrack
KPI - \$ YTD Actual to Budget – Value of Approved Work, 01 Apr 2018 To 30 Apr 2018, OnTrack
KPI - \$ YTD Actual to Budget – Value of Approved Work, 01 Apr 2021 To 30 Apr 2021, OffTrack
KPI - \$ YTD Actual to Budget – Value of Approved Work, 01 Jan 2020 To 31 Jan 2020, OnTrack
KPI - \$ YTD Actual to Budget – Value of Approved Work, 01 Nov 2020 To 30 Nov 2020, OffTrack
KPI - \$ YTD Actual to Budget – Value of Approved Work, 01 Feb 2021 To 28 Feb 2021, OffTrack
KPI - \$ YTD Actual to Budget – Value of Approved Work, 01 Sep 2017 To 30 Sep 2017, OffTrack
KPI - \$ YTD Actual to Budget – Value of Approved Work, 01 Dec 2019 To 31 Dec 2019, OnTrack
KPI - \$ YTD Actual to Budget – Value of Approved Work, 01 Apr 2019 To 30 Apr 2019, OffTrack
KPI - \$ YTD Actual to Budget – Value of Approved Work, 01 Dec 2020 To 31 Dec 2020, OffTrack
KPI - \$ YTD Actual to Budget – Value of Approved Work, 01 Jul 2018 To 31 Jul 2018, OnTrack
KPI - \$ YTD Actual to Budget – Value of Approved Work, 01 Aug 2019 To 31 Aug 2019, OnTrack
KPI - \$ YTD Actual to Budget – Value of Approved Work, 01 Dec 2018 To 31 Dec 2018, OnTrack
KPI - \$ YTD Actual to Budget – Value of Approved Work, 01 Mar 2018 To 31 Mar 2018, OnTrack
KPI - \$ YTD Actual to Budget – Value of Approved Work, 01 Aug 2018 To 31 Aug 2018, OnTrack
KPI - \$ YTD Actual to Budget – Value of Approved Work, 01 Jul 2017 To 31 Jul 2017, OffTrack
KPI - \$ YTD Actual to Budget – Value of Approved Work, 01 Jun 2020 To 30 Jun 2020, OffTrack
KPI - \$ YTD Actual to Budget – Value of Approved Work, 01 Sep 2019 To 30 Sep 2019, OnTrack
KPI - \$ YTD Actual to Budget – Value of Approved Work, 01 Mar 2020 To 31 Mar 2020, OffTrack
KPI - \$ YTD Actual to Budget – Value of Approved Work, 01 Jan 2018 To 31 Jan 2018, OnTrack
KPI - \$ YTD Actual to Budget – Value of Approved Work, 01 Feb 2018 To 28 Feb 2018, OnTrack
KPI - \$ YTD Actual to Budget – Value of Approved Work, 01 Mar 2021 To 31 Mar 2021, OnTrack
KPI - \$ YTD Actual to Budget – Value of Approved Work, 01 Oct 2020 To 31 Oct 2020, OnTrack
KPI - \$ YTD Actual to Budget – Value of Approved Work, 01 Nov 2018 To 30 Nov 2018, OnTrack
KPI - \$ YTD Actual to Budget – Value of Approved Work, 01 Apr 2018 To 30 Apr 2018, OnTrack
KPI - \$ YTD Actual to Budget – Value of Approved Work, 01 Apr 2021 To 30 Apr 2021, OffTrack
KPI - \$ YTD Actual to Budget – Value of Approved Work, 01 Jan 2020 To 31 Jan 2020, OnTrack
KPI - \$ YTD Actual to Budget – Value of Approved Work, 01 Nov 2020 To 30 Nov 2020, OffTrack

KPI - \$ YTD Actual to Budget – Value of Approved Work, 01 Feb 2021 To 28 Feb 2021, OffTrack
KPI - \$ YTD Actual to Budget – Value of Approved Work, 01 Sep 2017 To 30 Sep 2017, OffTrack
KPI - \$ YTD Actual to Budget – Value of Approved Work, 01 Dec 2019 To 31 Dec 2019, OnTrack
KPI - \$ YTD Actual to Budget – Value of Approved Work, 01 Apr 2019 To 30 Apr 2019, OffTrack
KPI - \$ YTD Actual to Budget – Value of Approved Work, 01 Dec 2020 To 31 Dec 2020, OffTrack



KPI - # of insider trading events , 01 Jul 2021 To 31 Jul 2021, OnTrack
KPI - # of insider trading events , 01 Nov 2021 To 30 Nov 2021, OnTrack
KPI - # of insider trading events , 01 Feb 2021 To 28 Feb 2021, OffTrack
KPI - # of insider trading events , 01 Nov 2020 To 30 Nov 2020, OffTrack
KPI - # of insider trading events , 01 Dec 2020 To 31 Dec 2020, OffTrack
KPI - # of insider trading events , 01 Jun 2022 To 30 Jun 2022, OnTrack
KPI - # of insider trading events , 01 Jan 2022 To 31 Jan 2022, OnTrack
KPI - # of insider trading events , 01 Oct 2021 To 31 Oct 2021, OnTrack
KPI - # of insider trading events , 01 Mar 2022 To 31 Mar 2022, OnTrack
KPI - # of insider trading events , 01 Aug 2021 To 31 Aug 2021, OnTrack
KPI - # of insider trading events , 01 Mar 2021 To 31 Mar 2021, OffTrack
KPI - # of insider trading events , 01 May 2022 To 31 May 2022, OnTrack
KPI - # of insider trading events , 01 Apr 2021 To 30 Apr 2021, OffTrack
KPI - # of insider trading events , 01 Jun 2021 To 30 Jun 2021, OffTrack
KPI - # of insider trading events , 01 Jan 2021 To 31 Jan 2021, OffTrack
Policy - PO9, Financial Transactions with Insiders
Risk - SR2 Change in Industry conditions leads to financial loss - High
Incident - BI - 2 - An employee attached to the head office had purchased the shares illegally , 16 Jun 2021
Compliances - CMS - 390, Trading policy and its content, Pending Review
KPI - # of prohibited trading events, 01 Dec 2021 To 31 Dec 2021, OffTrack
KPI - # of prohibited trading events, 01 Nov 2021 To 30 Nov 2021, OffTrack
KPI - # of prohibited trading events, 01 Aug 2021 To 31 Aug 2021, OffTrack
KPI - # of prohibited trading events, 01 Feb 2021 To 28 Feb 2021, OnTrack
KPI - # of prohibited trading events, 01 Jul 2020 To 31 Jul 2020, OnTrack
KPI - # of prohibited trading events, 01 Aug 2020 To 31 Aug 2020, OnTrack
KPI - # of prohibited trading events, 01 Oct 2021 To 31 Oct 2021, OffTrack
KPI - # of prohibited trading events, 01 Jun 2022 To 30 Jun 2022, OffTrack
KPI - # of prohibited trading events, 01 Apr 2022 To 30 Apr 2022, OffTrack
KPI - # of prohibited trading events, 01 Jul 2021 To 31 Jul 2021, OffTrack
KPI - # of prohibited trading events, 01 Nov 2020 To 30 Nov 2020, OnTrack
KPI - # of prohibited trading events, 01 May 2022 To 31 May 2022, OffTrack
KPI - # of prohibited trading events, 01 Apr 2021 To 30 Apr 2021, OnTrack
KPI - # of prohibited trading events, 01 Oct 2020 To 31 Oct 2020, OnTrack
KPI - # of prohibited trading events, 01 Sep 2020 To 30 Sep 2020, OnTrack

KPI - # of prohibited trading events, 01 Feb 2022 To 28 Feb 2022, OffTrack
KPI - # of prohibited trading events, 01 Jan 2021 To 31 Jan 2021, OnTrack
KPI - # of prohibited trading events, 01 Mar 2021 To 31 Mar 2021, OnTrack
KPI - # of prohibited trading events, 01 Mar 2022 To 31 Mar 2022, OffTrack
KPI - # of prohibited trading events, 01 Dec 2020 To 31 Dec 2020, OnTrack
KPI - # of prohibited trading events, 01 Jan 2022 To 31 Jan 2022, OffTrack
KPI - # of prohibited trading events, 01 May 2021 To 31 May 2021, OnTrack
KPI - # of prohibited trading events, 01 Sep 2021 To 30 Sep 2021, OffTrack
KPI - # of prohibited trading events, 01 Jun 2021 To 30 Jun 2021, OnTrack



Controls				
Control Title	Control Type	Control Owner	Control Effectiveness	Linked Causes/Consequences ID
Coherent and clear agreement between parties on the approach and results on acquisition	Preventive	Madeline Jones	Partially Effective	B,D
Mandatory full financial assessment conducted by accredited third-party	Preventive	Joe Smith	Substantially Effective	4
HR surveying and reviewing of staff perception and understanding of acquisition	Detective	Elizabeth McMahon	Fully Effective	1,2
Restrict access to sensitive commercial data in line with Principle of Least Privilege (POLP)	Preventive	Susan Wright		2,4
Agreed timeframes for strategic initiatives	Preventive	Susan Wright		1,3,5/A,C,D
Annual budgeting process and ongoing monitoring to identify variances to expected revenue	Detective	Michelle Jonas		1,5

Risk Treatment Actions			
Action Title	Responsible Officer	Status	Due Date
Analyse economic risks of acquisitions	Jack Watts	Deferred - 10%	20 Oct, 2022
Assess the consequences of combining the security practices and technologies of the two organisations	Madeline Jones	Completed - 100%	02 Mar, 2022
Investigation into the potential business impact and risks from the merger or acquisition in a number of areas	Joe Smith	In Progress - 56%	08 Mar, 2021
Test 1	Joe Smith	Completed - 100%	28 Aug, 2022

Related Records	
KPI	- \$ YTD Actual to Budget, 01 May 2020 To 31 May 2020, OnTrack
KPI	- \$ YTD Actual to Budget, 01 Oct 2017 To 31 Oct 2017, OnTrack
KPI	- \$ YTD Actual to Budget, 01 Jan 2018 To 31 Jan 2018, OnTrack
KPI	- \$ YTD Actual to Budget, 01 Jan 2019 To 31 Jan 2019, OnTrack
KPI	- \$ YTD Actual to Budget, 01 Sep 2018 To 30 Sep 2018, OffTrack
KPI	- \$ YTD Actual to Budget, 01 Mar 2022 To 31 Mar 2022, OnTrack

KPI - \$ YTD Actual to Budget, 01 Nov 2017 To 30 Nov 2017, OnTrack
KPI - \$ YTD Actual to Budget, 01 Jun 2021 To 30 Jun 2021, OffTrack
KPI - \$ YTD Actual to Budget, 01 Aug 2020 To 31 Aug 2020, OnTrack
KPI - \$ YTD Actual to Budget, 01 Dec 2020 To 31 Dec 2020, OnTrack
KPI - \$ YTD Actual to Budget, 01 Jul 2021 To 31 Jul 2021, OnTrack
KPI - \$ YTD Actual to Budget, 01 Oct 2018 To 31 Oct 2018, OnTrack
KPI - \$ YTD Actual to Budget, 01 Jun 2022 To 30 Jun 2022, OnTrack
KPI - \$ YTD Actual to Budget, 01 Jan 2022 To 31 Jan 2022, OnTrack
KPI - \$ YTD Actual to Budget, 01 Apr 2018 To 30 Apr 2018, OnTrack
KPI - \$ YTD Actual to Budget, 01 Aug 2019 To 31 Aug 2019, OffTrack
KPI - \$ YTD Actual to Budget, 01 Oct 2020 To 31 Oct 2020, OnTrack
KPI - \$ YTD Actual to Budget, 01 Feb 2022 To 28 Feb 2022, OnTrack
KPI - \$ YTD Actual to Budget, 01 Mar 2018 To 31 Mar 2018, OnTrack
KPI - \$ YTD Actual to Budget, 01 Dec 2021 To 31 Dec 2021, OnTrack
KPI - \$ YTD Actual to Budget, 01 Sep 2017 To 30 Sep 2017, Monitor
KPI - \$ YTD Actual to Budget, 01 Feb 2018 To 28 Feb 2018, OnTrack
KPI - \$ YTD Actual to Budget, 01 May 2018 To 31 May 2018, OnTrack
KPI - \$ YTD Actual to Budget, 01 Jul 2020 To 31 Jul 2020, OnTrack
KPI - \$ YTD Actual to Budget, 01 Jul 2018 To 31 Jul 2018, OffTrack
KPI - \$ YTD Actual to Budget, 01 Sep 2020 To 30 Sep 2020, OnTrack
KPI - \$ YTD Actual to Budget, 01 Apr 2020 To 30 Apr 2020, OnTrack
KPI - \$ YTD Actual to Budget, 01 Jul 2017 To 31 Jul 2017, OnTrack
KPI - \$ YTD Actual to Budget, 01 Oct 2021 To 31 Oct 2021, OnTrack
KPI - \$ YTD Actual to Budget, 01 Dec 2018 To 31 Dec 2018, OnTrack
KPI - \$ YTD Actual to Budget, 01 Aug 2017 To 31 Aug 2017, OnTrack
KPI - \$ YTD Actual to Budget, 01 Sep 2019 To 30 Sep 2019, OnTrack
KPI - \$ YTD Actual to Budget, 01 Oct 2019 To 31 Oct 2019, OnTrack
KPI - \$ YTD Actual to Budget, 01 Nov 2018 To 30 Nov 2018, OnTrack
KPI - \$ YTD Actual to Budget, 01 Jun 2018 To 30 Jun 2018, OnTrack
KPI - \$ YTD Actual to Budget, 01 Feb 2021 To 28 Feb 2021, OnTrack
KPI - \$ YTD Actual to Budget, 01 Jun 2020 To 30 Jun 2020, OnTrack
KPI - \$ YTD Actual to Budget, 01 Jan 2020 To 31 Jan 2020, OnTrack
KPI - \$ YTD Actual to Budget, 01 May 2022 To 31 May 2022, OnTrack
KPI - \$ YTD Actual to Budget, 01 Aug 2018 To 31 Aug 2018, OffTrack

KPI - \$ YTD Actual to Budget, 01 Mar 2019 To 31 Mar 2019, OnTrack
KPI - \$ YTD Actual to Budget, 01 Jan 2021 To 31 Jan 2021, OnTrack
KPI - \$ YTD Actual to Budget, 01 Mar 2021 To 31 Mar 2021, OnTrack
KPI - \$ YTD Actual to Budget, 01 Sep 2021 To 30 Sep 2021, OnTrack
KPI - \$ estimated profit from past year mergers and acquisitions, 01 Mar 2021 To 31 Mar 2021, OffTrack
KPI - \$ estimated profit from past year mergers and acquisitions, 01 Jul 2020 To 31 Jul 2020, OnTrack
KPI - \$ estimated profit from past year mergers and acquisitions, 01 Jul 2018 To 31 Jul 2018, OnTrack
KPI - \$ estimated profit from past year mergers and acquisitions, 01 May 2018 To 31 May 2018, OffTrack
KPI - \$ estimated profit from past year mergers and acquisitions, 01 Nov 2020 To 30 Nov 2020, OffTrack
KPI - \$ estimated profit from past year mergers and acquisitions, 01 Apr 2019 To 30 Apr 2019, OnTrack
KPI - \$ estimated profit from past year mergers and acquisitions, 01 Mar 2019 To 31 Mar 2019, OnTrack
KPI - \$ estimated profit from past year mergers and acquisitions, 01 May 2020 To 31 May 2020, OnTrack
KPI - \$ estimated profit from past year mergers and acquisitions, 01 Feb 2019 To 28 Feb 2019, OnTrack
KPI - \$ estimated profit from past year mergers and acquisitions, 01 Feb 2018 To 28 Feb 2018, OffTrack
KPI - \$ estimated profit from past year mergers and acquisitions, 01 Aug 2018 To 31 Aug 2018, OnTrack
KPI - \$ estimated profit from past year mergers and acquisitions, 01 Aug 2020 To 31 Aug 2020, OffTrack
KPI - \$ estimated profit from past year mergers and acquisitions, 01 Jan 2022 To 31 Jan 2022, OnTrack
KPI - \$ estimated profit from past year mergers and acquisitions, 01 Jul 2017 To 31 Jul 2017, OffTrack
KPI - \$ estimated profit from past year mergers and acquisitions, 01 Aug 2019 To 31 Aug 2019, OffTrack
KPI - \$ estimated profit from past year mergers and acquisitions, 01 Dec 2019 To 31 Dec 2019, OnTrack
KPI - \$ estimated profit from past year mergers and acquisitions, 01 Jan 2018 To 31 Jan 2018, OffTrack
KPI - \$ estimated profit from past year mergers and acquisitions, 01 Sep 2017 To 30 Sep 2017, OffTrack
KPI - \$ estimated profit from past year mergers and acquisitions, 01 Jan 2019 To 31 Jan 2019, OnTrack
KPI - \$ estimated profit from past year mergers and acquisitions, 01 Jun 2022 To 30 Jun 2022, OnTrack
KPI - \$ estimated profit from past year mergers and acquisitions, 01 Sep 2020 To 30 Sep 2020, OnTrack
KPI - \$ estimated profit from past year mergers and acquisitions, 01 Dec 2017 To 31 Dec 2017, OffTrack
KPI - \$ estimated profit from past year mergers and acquisitions, 01 Apr 2021 To 30 Apr 2021, OffTrack
KPI - \$ estimated profit from past year mergers and acquisitions, 01 Dec 2021 To 31 Dec 2021, OnTrack
KPI - \$ estimated profit from past year mergers and acquisitions, 01 Jun 2019 To 30 Jun 2019, OnTrack
KPI - \$ estimated profit from past year mergers and acquisitions, 01 Apr 2018 To 30 Apr 2018, OffTrack
KPI - \$ estimated profit from past year mergers and acquisitions, 01 May 2022 To 31 May 2022, OnTrack
KPI - \$ estimated profit from past year mergers and acquisitions, 01 Oct 2017 To 31 Oct 2017, OffTrack
KPI - \$ estimated profit from past year mergers and acquisitions, 01 Dec 2020 To 31 Dec 2020, OffTrack
KPI - \$ estimated profit from past year mergers and acquisitions, 01 Nov 2021 To 30 Nov 2021, OnTrack

KPI - \$ estimated profit from past year mergers and acquisitions, 01 Nov 2017 To 30 Nov 2017, OffTrack
KPI - \$ estimated profit from past year mergers and acquisitions, 01 Oct 2019 To 31 Oct 2019, OffTrack
KPI - \$ estimated profit from past year mergers and acquisitions, 01 Mar 2020 To 31 Mar 2020, OnTrack
KPI - \$ estimated profit from past year mergers and acquisitions, 01 Oct 2018 To 31 Oct 2018, OnTrack
KPI - \$ estimated profit from past year mergers and acquisitions, 01 Jul 2019 To 31 Jul 2019, OffTrack
KPI - \$ estimated profit from past year mergers and acquisitions, 01 Sep 2018 To 30 Sep 2018, OnTrack
KPI - \$ estimated profit from past year mergers and acquisitions, 01 Oct 2020 To 31 Oct 2020, OffTrack
KPI - \$ estimated profit from past year mergers and acquisitions, 01 Aug 2017 To 31 Aug 2017, OffTrack
KPI - \$ estimated profit from past year mergers and acquisitions, 01 Oct 2021 To 31 Oct 2021, OnTrack
KPI - \$ estimated profit from past year mergers and acquisitions, 01 Jan 2021 To 31 Jan 2021, OffTrack
KPI - \$ estimated profit from past year mergers and acquisitions, 01 May 2019 To 31 May 2019, OnTrack
KPI - \$ estimated profit from past year mergers and acquisitions, 01 Apr 2022 To 30 Apr 2022, OnTrack
KPI - \$ estimated profit from past year mergers and acquisitions, 01 Jul 2021 To 31 Jul 2021, OnTrack
KPI - \$ estimated profit from past year mergers and acquisitions, 01 Dec 2018 To 31 Dec 2018, OnTrack
KPI - \$ estimated profit from past year mergers and acquisitions, 01 Apr 2020 To 30 Apr 2020, OnTrack
KPI - \$ estimated profit from past year mergers and acquisitions, 01 Feb 2020 To 29 Feb 2020, OnTrack
KPI - \$ estimated profit from past year mergers and acquisitions, 01 Jun 2018 To 30 Jun 2018, OffTrack
KPI - \$ estimated profit from past year mergers and acquisitions, 01 Feb 2021 To 28 Feb 2021, OffTrack
KPI - \$ estimated profit from past year mergers and acquisitions, 01 Jan 2020 To 31 Jan 2020, OnTrack
KPI - \$ estimated profit from past year mergers and acquisitions, 01 May 2021 To 31 May 2021, OffTrack
KPI - \$ estimated profit from past year mergers and acquisitions, 01 Jun 2020 To 30 Jun 2020, OnTrack
KPI - \$ estimated profit from past year mergers and acquisitions, 01 Nov 2019 To 30 Nov 2019, OffTrack
KPI - \$ estimated profit from past year mergers and acquisitions, 01 Aug 2021 To 31 Aug 2021, OnTrack
KPI - \$ estimated profit from past year mergers and acquisitions, 01 Sep 2019 To 30 Sep 2019, OffTrack
KPI - \$ estimated profit from past year mergers and acquisitions, 01 Nov 2018 To 30 Nov 2018, OnTrack
KPI - \$ estimated profit from past year mergers and acquisitions, 01 Sep 2021 To 30 Sep 2021, OnTrack
KPI - \$ estimated profit from past year mergers and acquisitions, 01 Mar 2018 To 31 Mar 2018, OffTrack
KPI - \$ estimated profit from past year mergers and acquisitions, 01 Feb 2022 To 28 Feb 2022, OnTrack
KPI - \$ estimated profit from past year mergers and acquisitions, 01 Jun 2021 To 30 Jun 2021, OffTrack
KPI - \$ estimated profit from past year mergers and acquisitions, 01 Mar 2022 To 31 Mar 2022, OnTrack
KPI - \$ YTD Actual to Budget – Value of Approved Work, 01 Mar 2019 To 31 Mar 2019, OffTrack
KPI - \$ YTD Actual to Budget – Value of Approved Work, 01 May 2018 To 31 May 2018, OnTrack
KPI - \$ YTD Actual to Budget – Value of Approved Work, 01 Oct 2018 To 31 Oct 2018, OnTrack
KPI - \$ YTD Actual to Budget – Value of Approved Work, 01 Apr 2020 To 30 Apr 2020, OffTrack

KPI - \$ YTD Actual to Budget – Value of Approved Work, 01 Dec 2017 To 31 Dec 2017, OnTrack
KPI - \$ YTD Actual to Budget – Value of Approved Work, 01 May 2021 To 31 May 2021, OnTrack
KPI - \$ YTD Actual to Budget – Value of Approved Work, 01 Jul 2019 To 31 Jul 2019, OnTrack
KPI - \$ YTD Actual to Budget – Value of Approved Work, 01 Oct 2017 To 31 Oct 2017, OffTrack
KPI - \$ YTD Actual to Budget – Value of Approved Work, 01 Jun 2021 To 30 Jun 2021, OffTrack
KPI - \$ YTD Actual to Budget – Value of Approved Work, 01 Aug 2020 To 31 Aug 2020, OffTrack
KPI - \$ YTD Actual to Budget – Value of Approved Work, 01 Jun 2018 To 30 Jun 2018, OnTrack
KPI - \$ YTD Actual to Budget – Value of Approved Work, 01 Sep 2018 To 30 Sep 2018, OnTrack
KPI - \$ YTD Actual to Budget – Value of Approved Work, 01 May 2019 To 31 May 2019, OffTrack
KPI - \$ YTD Actual to Budget – Value of Approved Work, 01 Jan 2021 To 31 Jan 2021, OffTrack
KPI - \$ YTD Actual to Budget – Value of Approved Work, 01 Nov 2019 To 30 Nov 2019, OnTrack
KPI - \$ YTD Actual to Budget – Value of Approved Work, 01 Feb 2020 To 29 Feb 2020, OffTrack
KPI - \$ YTD Actual to Budget – Value of Approved Work, 01 Jan 2019 To 31 Jan 2019, OnTrack
KPI - \$ YTD Actual to Budget – Value of Approved Work, 01 Jun 2019 To 30 Jun 2019, OffTrack
KPI - \$ YTD Actual to Budget – Value of Approved Work, 01 Oct 2019 To 31 Oct 2019, OnTrack
KPI - \$ YTD Actual to Budget – Value of Approved Work, 01 Jul 2020 To 31 Jul 2020, OnTrack
KPI - \$ YTD Actual to Budget – Value of Approved Work, 01 Nov 2017 To 30 Nov 2017, OffTrack
KPI - \$ YTD Actual to Budget – Value of Approved Work, 01 May 2020 To 31 May 2020, OffTrack
KPI - \$ YTD Actual to Budget – Value of Approved Work, 01 Aug 2017 To 31 Aug 2017, Monitor
KPI - \$ YTD Actual to Budget – Value of Approved Work, 01 Feb 2019 To 28 Feb 2019, OffTrack
KPI - \$ YTD Actual to Budget – Value of Approved Work, 01 Sep 2020 To 30 Sep 2020, OnTrack
KPI - \$ YTD Actual to Budget – Value of Approved Work, 01 Jul 2018 To 31 Jul 2018, OnTrack
KPI - \$ YTD Actual to Budget – Value of Approved Work, 01 Aug 2019 To 31 Aug 2019, OnTrack
KPI - \$ YTD Actual to Budget – Value of Approved Work, 01 Dec 2018 To 31 Dec 2018, OnTrack
KPI - \$ YTD Actual to Budget – Value of Approved Work, 01 Mar 2018 To 31 Mar 2018, OnTrack
KPI - \$ YTD Actual to Budget – Value of Approved Work, 01 Aug 2018 To 31 Aug 2018, OnTrack
KPI - \$ YTD Actual to Budget – Value of Approved Work, 01 Jul 2017 To 31 Jul 2017, OffTrack
KPI - \$ YTD Actual to Budget – Value of Approved Work, 01 Jun 2020 To 30 Jun 2020, OffTrack
KPI - \$ YTD Actual to Budget – Value of Approved Work, 01 Sep 2019 To 30 Sep 2019, OnTrack
KPI - \$ YTD Actual to Budget – Value of Approved Work, 01 Mar 2020 To 31 Mar 2020, OffTrack
KPI - \$ YTD Actual to Budget – Value of Approved Work, 01 Jan 2018 To 31 Jan 2018, OnTrack
KPI - \$ YTD Actual to Budget – Value of Approved Work, 01 Feb 2018 To 28 Feb 2018, OnTrack
KPI - \$ YTD Actual to Budget – Value of Approved Work, 01 Mar 2021 To 31 Mar 2021, OnTrack
KPI - \$ YTD Actual to Budget – Value of Approved Work, 01 Oct 2020 To 31 Oct 2020, OnTrack

KPI - \$ YTD Actual to Budget – Value of Approved Work, 01 Nov 2018 To 30 Nov 2018, OnTrack
KPI - \$ YTD Actual to Budget – Value of Approved Work, 01 Apr 2018 To 30 Apr 2018, OnTrack
KPI - \$ YTD Actual to Budget – Value of Approved Work, 01 Apr 2021 To 30 Apr 2021, OffTrack
KPI - \$ YTD Actual to Budget – Value of Approved Work, 01 Jan 2020 To 31 Jan 2020, OnTrack
KPI - \$ YTD Actual to Budget – Value of Approved Work, 01 Nov 2020 To 30 Nov 2020, OffTrack
KPI - \$ YTD Actual to Budget – Value of Approved Work, 01 Feb 2021 To 28 Feb 2021, OffTrack
KPI - \$ YTD Actual to Budget – Value of Approved Work, 01 Sep 2017 To 30 Sep 2017, OffTrack
KPI - \$ YTD Actual to Budget – Value of Approved Work, 01 Dec 2019 To 31 Dec 2019, OnTrack
KPI - \$ YTD Actual to Budget – Value of Approved Work, 01 Apr 2019 To 30 Apr 2019, OffTrack
KPI - \$ YTD Actual to Budget – Value of Approved Work, 01 Dec 2020 To 31 Dec 2020, OffTrack
KPI - % of staff churn from acquired companies, 01 Nov 2021 To 30 Nov 2021, OffTrack
KPI - % of staff churn from acquired companies, 01 Jun 2021 To 30 Jun 2021, OnTrack
KPI - % of staff churn from acquired companies, 01 Apr 2020 To 30 Apr 2020, Monitor
KPI - % of staff churn from acquired companies, 01 Jul 2020 To 31 Jul 2020, Monitor
KPI - % of staff churn from acquired companies, 01 Sep 2020 To 30 Sep 2020, Monitor
KPI - % of staff churn from acquired companies, 01 Jan 2022 To 31 Jan 2022, OffTrack
KPI - % of staff churn from acquired companies, 01 Apr 2019 To 30 Apr 2019, Monitor
KPI - % of staff churn from acquired companies, 01 Oct 2018 To 31 Oct 2018, OnTrack
KPI - % of staff churn from acquired companies, 01 Feb 2022 To 28 Feb 2022, OffTrack
KPI - % of staff churn from acquired companies, 01 Nov 2019 To 30 Nov 2019, Monitor
KPI - % of staff churn from acquired companies, 01 Oct 2019 To 31 Oct 2019, Monitor
KPI - % of staff churn from acquired companies, 01 Feb 2019 To 28 Feb 2019, OnTrack
KPI - % of staff churn from acquired companies, 01 Jun 2019 To 30 Jun 2019, OnTrack
KPI - % of staff churn from acquired companies, 01 Jan 2021 To 31 Jan 2021, Monitor
KPI - % of staff churn from acquired companies, 01 Jan 2020 To 31 Jan 2020, Monitor
KPI - % of staff churn from acquired companies, 01 Jan 2019 To 31 Jan 2019, OnTrack
KPI - % of staff churn from acquired companies, 01 Mar 2022 To 31 Mar 2022, OffTrack
KPI - % of staff churn from acquired companies, 01 Jun 2022 To 30 Jun 2022, OffTrack
KPI - % of staff churn from acquired companies, 01 Sep 2019 To 30 Sep 2019, Monitor
KPI - % of staff churn from acquired companies, 01 Aug 2019 To 31 Aug 2019, Monitor
KPI - % of staff churn from acquired companies, 01 Jul 2021 To 31 Jul 2021, OffTrack
KPI - % of staff churn from acquired companies, 01 Oct 2021 To 31 Oct 2021, OffTrack
KPI - % of staff churn from acquired companies, 01 May 2021 To 31 May 2021, OnTrack
KPI - % of staff churn from acquired companies, 01 Aug 2018 To 31 Aug 2018, OnTrack

KPI - % of staff churn from acquired companies, 01 Sep 2021 To 30 Sep 2021, OffTrack
KPI - % of staff churn from acquired companies, 01 Feb 2020 To 29 Feb 2020, Monitor
KPI - % of staff churn from acquired companies, 01 Sep 2018 To 30 Sep 2018, OnTrack
KPI - % of staff churn from acquired companies, 01 Apr 2022 To 30 Apr 2022, OffTrack
KPI - % of staff churn from acquired companies, 01 Dec 2021 To 31 Dec 2021, OffTrack
KPI - % of staff churn from acquired companies, 01 Dec 2019 To 31 Dec 2019, Monitor
KPI - % of staff churn from acquired companies, 01 Nov 2018 To 30 Nov 2018, OnTrack
KPI - % of staff churn from acquired companies, 01 Feb 2021 To 28 Feb 2021, OnTrack
KPI - % of staff churn from acquired companies, 01 Dec 2020 To 31 Dec 2020, Monitor
KPI - % of staff churn from acquired companies, 01 Dec 2018 To 31 Dec 2018, OnTrack
KPI - % of staff churn from acquired companies, 01 Jul 2018 To 31 Jul 2018, OnTrack
KPI - % of staff churn from acquired companies, 01 Mar 2021 To 31 Mar 2021, OnTrack
KPI - % of staff churn from acquired companies, 01 Nov 2020 To 30 Nov 2020, Monitor
KPI - % of staff churn from acquired companies, 01 Mar 2019 To 31 Mar 2019, OnTrack
KPI - % of staff churn from acquired companies, 01 Aug 2020 To 31 Aug 2020, Monitor
KPI - % of staff churn from acquired companies, 01 Mar 2020 To 31 Mar 2020, Monitor
KPI - % of staff churn from acquired companies, 01 May 2022 To 31 May 2022, OffTrack
KPI - % of staff churn from acquired companies, 01 Oct 2020 To 31 Oct 2020, OnTrack
KPI - % of staff churn from acquired companies, 01 May 2020 To 31 May 2020, Monitor
KPI - % of staff churn from acquired companies, 01 May 2019 To 31 May 2019, Monitor
KPI - % of staff churn from acquired companies, 01 Apr 2021 To 30 Apr 2021, Monitor
KPI - % of staff churn from acquired companies, 01 Jun 2020 To 30 Jun 2020, Monitor
KPI - % of staff churn from acquired companies, 01 Aug 2021 To 31 Aug 2021, OffTrack
KPI - % of staff churn from acquired companies, 01 Jul 2019 To 31 Jul 2019, Monitor
Risk - OR1 Failure to appropriately implement business continuity program/policy - Moderate
Risk - OR5 Currency fluctuations for parts procurement may result in higher costs and therefore erode margin - High
Hierarchy - Atlantis Group Hierarchy > Level 2 > Operations & IT
Hierarchy - CEO Dashboard > Level 2 > Key Risks
Audit - Crisis Management - Medium
Audit - Crisis Management - Medium
Audit - ISO 27001:2011 - Information security management audit - High
Hierarchy - Planing Hierarchy > Goal > Major business growth through focus on new initiatives
Hierarchy - Planing Hierarchy > Outcome > Increased profit margins through business process optimisation
Hierarchy - Planing Hierarchy > Strategy > Research the addressable online market, and develop appropriate product offering

Hierarchy - Planing Hierarchy > Action > Develop release strategy for our upcoming online offerings
Hierarchy - Dashboard Structure > Level 3 > Strategic Risks
Hierarchy - CEO Dashboard > Level 2 > Key Priorities
Hierarchy - Strategic Initiatives > Level 3 > Research viability of Expansion to Asian Market
Hierarchy - CEO Dashboard > Level 2 > Key Metrics
Hierarchy - Atlantis Group Hierarchy > Level 3 > Innovation
Hierarchy - CEO Dashboard > Level 1 > CEO Dashboard
Incident - ISS - 3 - Failing to comply with debtor management regulations, 28 Aug 2020
Incident - ISS - 2 - Poor communication and feedback., 14 Oct 2020
Incident - BI - 18 - Data loss arising from IT malfunction, 08 Mar 2021
Compliances - CMS - 20, Internal complaints management process, Due for Review
Compliances - CMS - 2, Managing reviews of access and correction decisions , Fully Complaint
Compliances - CMS - 2247, Dealing with counter-terrorism financing, Fully Complaint
KPI - \$ YTD Actual to Budget – Value of Approved Work, 01 Mar 2019 To 31 Mar 2019, OffTrack
KPI - \$ YTD Actual to Budget – Value of Approved Work, 01 May 2018 To 31 May 2018, OnTrack
KPI - \$ YTD Actual to Budget – Value of Approved Work, 01 Oct 2018 To 31 Oct 2018, OnTrack
KPI - \$ YTD Actual to Budget – Value of Approved Work, 01 Apr 2020 To 30 Apr 2020, OffTrack
KPI - \$ YTD Actual to Budget – Value of Approved Work, 01 Dec 2017 To 31 Dec 2017, OnTrack
KPI - \$ YTD Actual to Budget – Value of Approved Work, 01 May 2021 To 31 May 2021, OnTrack
KPI - \$ YTD Actual to Budget – Value of Approved Work, 01 Jul 2019 To 31 Jul 2019, OnTrack
KPI - \$ YTD Actual to Budget – Value of Approved Work, 01 Oct 2017 To 31 Oct 2017, OffTrack
KPI - \$ YTD Actual to Budget – Value of Approved Work, 01 Jun 2021 To 30 Jun 2021, OffTrack
KPI - \$ YTD Actual to Budget – Value of Approved Work, 01 Aug 2020 To 31 Aug 2020, OffTrack
KPI - \$ YTD Actual to Budget – Value of Approved Work, 01 Jun 2018 To 30 Jun 2018, OnTrack
KPI - \$ YTD Actual to Budget – Value of Approved Work, 01 Sep 2018 To 30 Sep 2018, OnTrack
KPI - \$ YTD Actual to Budget – Value of Approved Work, 01 May 2019 To 31 May 2019, OffTrack
KPI - \$ YTD Actual to Budget – Value of Approved Work, 01 Jan 2021 To 31 Jan 2021, OffTrack
KPI - \$ YTD Actual to Budget – Value of Approved Work, 01 Nov 2019 To 30 Nov 2019, OnTrack
KPI - \$ YTD Actual to Budget – Value of Approved Work, 01 Feb 2020 To 29 Feb 2020, OffTrack
KPI - \$ YTD Actual to Budget – Value of Approved Work, 01 Jan 2019 To 31 Jan 2019, OnTrack
KPI - \$ YTD Actual to Budget – Value of Approved Work, 01 Jun 2019 To 30 Jun 2019, OffTrack
KPI - \$ YTD Actual to Budget – Value of Approved Work, 01 Oct 2019 To 31 Oct 2019, OnTrack
KPI - \$ YTD Actual to Budget – Value of Approved Work, 01 Jul 2020 To 31 Jul 2020, OnTrack
KPI - \$ YTD Actual to Budget – Value of Approved Work, 01 Nov 2017 To 30 Nov 2017, OffTrack

KPI - \$ YTD Actual to Budget – Value of Approved Work, 01 May 2020 To 31 May 2020, OffTrack
KPI - \$ YTD Actual to Budget – Value of Approved Work, 01 Aug 2017 To 31 Aug 2017, Monitor
KPI - \$ YTD Actual to Budget – Value of Approved Work, 01 Feb 2019 To 28 Feb 2019, OffTrack
KPI - \$ YTD Actual to Budget – Value of Approved Work, 01 Sep 2020 To 30 Sep 2020, OnTrack
KPI - \$ YTD Actual to Budget – Value of Approved Work, 01 Jul 2018 To 31 Jul 2018, OnTrack
KPI - \$ YTD Actual to Budget – Value of Approved Work, 01 Aug 2019 To 31 Aug 2019, OnTrack
KPI - \$ YTD Actual to Budget – Value of Approved Work, 01 Dec 2018 To 31 Dec 2018, OnTrack
KPI - \$ YTD Actual to Budget – Value of Approved Work, 01 Mar 2018 To 31 Mar 2018, OnTrack
KPI - \$ YTD Actual to Budget – Value of Approved Work, 01 Mar 2019 To 31 Mar 2019, OffTrack
KPI - \$ YTD Actual to Budget – Value of Approved Work, 01 May 2018 To 31 May 2018, OnTrack
KPI - \$ YTD Actual to Budget – Value of Approved Work, 01 Oct 2018 To 31 Oct 2018, OnTrack
KPI - \$ YTD Actual to Budget – Value of Approved Work, 01 Apr 2020 To 30 Apr 2020, OffTrack
KPI - \$ YTD Actual to Budget – Value of Approved Work, 01 Dec 2017 To 31 Dec 2017, OnTrack
KPI - \$ YTD Actual to Budget – Value of Approved Work, 01 May 2021 To 31 May 2021, OnTrack
KPI - \$ YTD Actual to Budget – Value of Approved Work, 01 Jul 2019 To 31 Jul 2019, OnTrack
KPI - \$ YTD Actual to Budget – Value of Approved Work, 01 Oct 2017 To 31 Oct 2017, OffTrack
KPI - \$ YTD Actual to Budget – Value of Approved Work, 01 Jun 2021 To 30 Jun 2021, OffTrack
KPI - \$ YTD Actual to Budget – Value of Approved Work, 01 Aug 2020 To 31 Aug 2020, OffTrack
KPI - \$ YTD Actual to Budget – Value of Approved Work, 01 Jun 2018 To 30 Jun 2018, OnTrack
KPI - \$ YTD Actual to Budget – Value of Approved Work, 01 Sep 2018 To 30 Sep 2018, OnTrack
KPI - \$ YTD Actual to Budget – Value of Approved Work, 01 May 2019 To 31 May 2019, OffTrack
KPI - \$ YTD Actual to Budget – Value of Approved Work, 01 Jan 2021 To 31 Jan 2021, OffTrack
KPI - \$ YTD Actual to Budget – Value of Approved Work, 01 Nov 2019 To 30 Nov 2019, OnTrack
KPI - \$ YTD Actual to Budget – Value of Approved Work, 01 Feb 2020 To 29 Feb 2020, OffTrack
KPI - \$ YTD Actual to Budget – Value of Approved Work, 01 Jan 2019 To 31 Jan 2019, OnTrack
KPI - \$ YTD Actual to Budget – Value of Approved Work, 01 Jun 2019 To 30 Jun 2019, OffTrack
KPI - \$ YTD Actual to Budget – Value of Approved Work, 01 Oct 2019 To 31 Oct 2019, OnTrack
KPI - \$ YTD Actual to Budget – Value of Approved Work, 01 Jul 2020 To 31 Jul 2020, OnTrack
KPI - \$ YTD Actual to Budget – Value of Approved Work, 01 Nov 2017 To 30 Nov 2017, OffTrack
KPI - \$ YTD Actual to Budget – Value of Approved Work, 01 May 2020 To 31 May 2020, OffTrack
KPI - \$ YTD Actual to Budget – Value of Approved Work, 01 Aug 2017 To 31 Aug 2017, Monitor
KPI - \$ YTD Actual to Budget – Value of Approved Work, 01 Feb 2019 To 28 Feb 2019, OffTrack
KPI - \$ YTD Actual to Budget – Value of Approved Work, 01 Sep 2020 To 30 Sep 2020, OnTrack
KPI - \$ YTD Actual to Budget – Value of Approved Work, 01 Jul 2018 To 31 Jul 2018, OnTrack

KPI - \$ YTD Actual to Budget – Value of Approved Work, 01 Aug 2019 To 31 Aug 2019, OnTrack
KPI - \$ YTD Actual to Budget – Value of Approved Work, 01 Dec 2018 To 31 Dec 2018, OnTrack
KPI - \$ YTD Actual to Budget – Value of Approved Work, 01 Mar 2018 To 31 Mar 2018, OnTrack
KPI - \$ YTD Actual to Budget – Value of Approved Work, 01 Aug 2018 To 31 Aug 2018, OnTrack
KPI - \$ YTD Actual to Budget – Value of Approved Work, 01 Jul 2017 To 31 Jul 2017, OffTrack
KPI - \$ YTD Actual to Budget – Value of Approved Work, 01 Jun 2020 To 30 Jun 2020, OffTrack
KPI - \$ YTD Actual to Budget – Value of Approved Work, 01 Sep 2019 To 30 Sep 2019, OnTrack
KPI - \$ YTD Actual to Budget – Value of Approved Work, 01 Mar 2020 To 31 Mar 2020, OffTrack
KPI - \$ YTD Actual to Budget – Value of Approved Work, 01 Jan 2018 To 31 Jan 2018, OnTrack
KPI - \$ YTD Actual to Budget – Value of Approved Work, 01 Feb 2018 To 28 Feb 2018, OnTrack
KPI - \$ YTD Actual to Budget – Value of Approved Work, 01 Mar 2021 To 31 Mar 2021, OnTrack
KPI - \$ YTD Actual to Budget – Value of Approved Work, 01 Oct 2020 To 31 Oct 2020, OnTrack
KPI - \$ YTD Actual to Budget – Value of Approved Work, 01 Nov 2018 To 30 Nov 2018, OnTrack
KPI - \$ YTD Actual to Budget – Value of Approved Work, 01 Apr 2018 To 30 Apr 2018, OnTrack
KPI - \$ YTD Actual to Budget – Value of Approved Work, 01 Apr 2021 To 30 Apr 2021, OffTrack
KPI - \$ YTD Actual to Budget – Value of Approved Work, 01 Jan 2020 To 31 Jan 2020, OnTrack
KPI - \$ YTD Actual to Budget – Value of Approved Work, 01 Nov 2020 To 30 Nov 2020, OffTrack
KPI - \$ YTD Actual to Budget – Value of Approved Work, 01 Feb 2021 To 28 Feb 2021, OffTrack
KPI - \$ YTD Actual to Budget – Value of Approved Work, 01 Aug 2018 To 31 Aug 2018, OnTrack
KPI - \$ YTD Actual to Budget – Value of Approved Work, 01 Jul 2017 To 31 Jul 2017, OffTrack
KPI - \$ YTD Actual to Budget – Value of Approved Work, 01 Jun 2020 To 30 Jun 2020, OffTrack
KPI - \$ YTD Actual to Budget – Value of Approved Work, 01 Sep 2019 To 30 Sep 2019, OnTrack
KPI - \$ YTD Actual to Budget – Value of Approved Work, 01 Mar 2020 To 31 Mar 2020, OffTrack
KPI - \$ YTD Actual to Budget – Value of Approved Work, 01 Jan 2018 To 31 Jan 2018, OnTrack
KPI - \$ YTD Actual to Budget – Value of Approved Work, 01 Feb 2018 To 28 Feb 2018, OnTrack
KPI - \$ YTD Actual to Budget – Value of Approved Work, 01 Mar 2021 To 31 Mar 2021, OnTrack
KPI - \$ YTD Actual to Budget – Value of Approved Work, 01 Oct 2020 To 31 Oct 2020, OnTrack
KPI - \$ YTD Actual to Budget – Value of Approved Work, 01 Nov 2018 To 30 Nov 2018, OnTrack
KPI - \$ YTD Actual to Budget – Value of Approved Work, 01 Apr 2018 To 30 Apr 2018, OnTrack
KPI - \$ YTD Actual to Budget – Value of Approved Work, 01 Apr 2021 To 30 Apr 2021, OffTrack
KPI - \$ YTD Actual to Budget – Value of Approved Work, 01 Jan 2020 To 31 Jan 2020, OnTrack
KPI - \$ YTD Actual to Budget – Value of Approved Work, 01 Nov 2020 To 30 Nov 2020, OffTrack
KPI - \$ YTD Actual to Budget – Value of Approved Work, 01 Feb 2021 To 28 Feb 2021, OffTrack
KPI - \$ YTD Actual to Budget – Value of Approved Work, 01 Sep 2017 To 30 Sep 2017, OffTrack

KPI - \$ YTD Actual to Budget – Value of Approved Work, 01 Dec 2019 To 31 Dec 2019, OnTrack
KPI - \$ YTD Actual to Budget – Value of Approved Work, 01 Apr 2019 To 30 Apr 2019, OffTrack
KPI - \$ YTD Actual to Budget – Value of Approved Work, 01 Dec 2020 To 31 Dec 2020, OffTrack
KPI - % of staff churn from acquired companies, 01 Nov 2021 To 30 Nov 2021, OffTrack
KPI - % of staff churn from acquired companies, 01 Jun 2021 To 30 Jun 2021, OnTrack
KPI - % of staff churn from acquired companies, 01 Apr 2020 To 30 Apr 2020, Monitor
KPI - % of staff churn from acquired companies, 01 Jul 2020 To 31 Jul 2020, Monitor
KPI - % of staff churn from acquired companies, 01 Sep 2020 To 30 Sep 2020, Monitor
KPI - % of staff churn from acquired companies, 01 Jan 2022 To 31 Jan 2022, OffTrack
KPI - % of staff churn from acquired companies, 01 Apr 2019 To 30 Apr 2019, Monitor
KPI - % of staff churn from acquired companies, 01 Oct 2018 To 31 Oct 2018, OnTrack
KPI - % of staff churn from acquired companies, 01 Feb 2022 To 28 Feb 2022, OffTrack
KPI - % of staff churn from acquired companies, 01 Nov 2019 To 30 Nov 2019, Monitor
KPI - % of staff churn from acquired companies, 01 Oct 2019 To 31 Oct 2019, Monitor
KPI - % of staff churn from acquired companies, 01 Feb 2019 To 28 Feb 2019, OnTrack
KPI - % of staff churn from acquired companies, 01 Jun 2019 To 30 Jun 2019, OnTrack
KPI - % of staff churn from acquired companies, 01 Jan 2021 To 31 Jan 2021, Monitor
KPI - % of staff churn from acquired companies, 01 Jan 2020 To 31 Jan 2020, Monitor
KPI - % of staff churn from acquired companies, 01 Jan 2019 To 31 Jan 2019, OnTrack
KPI - % of staff churn from acquired companies, 01 Mar 2022 To 31 Mar 2022, OffTrack
KPI - % of staff churn from acquired companies, 01 Jun 2022 To 30 Jun 2022, OffTrack
KPI - % of staff churn from acquired companies, 01 Sep 2019 To 30 Sep 2019, Monitor
KPI - % of staff churn from acquired companies, 01 Aug 2019 To 31 Aug 2019, Monitor
KPI - % of staff churn from acquired companies, 01 Jul 2021 To 31 Jul 2021, OffTrack
KPI - % of staff churn from acquired companies, 01 Oct 2021 To 31 Oct 2021, OffTrack
KPI - % of staff churn from acquired companies, 01 May 2021 To 31 May 2021, OnTrack
KPI - % of staff churn from acquired companies, 01 Aug 2018 To 31 Aug 2018, OnTrack
KPI - % of staff churn from acquired companies, 01 Sep 2021 To 30 Sep 2021, OffTrack
KPI - % of staff churn from acquired companies, 01 Feb 2020 To 29 Feb 2020, Monitor
KPI - % of staff churn from acquired companies, 01 Sep 2018 To 30 Sep 2018, OnTrack
KPI - % of staff churn from acquired companies, 01 Apr 2022 To 30 Apr 2022, OffTrack
KPI - % of staff churn from acquired companies, 01 Dec 2021 To 31 Dec 2021, OffTrack
KPI - % of staff churn from acquired companies, 01 Dec 2019 To 31 Dec 2019, Monitor
KPI - % of staff churn from acquired companies, 01 Nov 2018 To 30 Nov 2018, OnTrack

KPI - % of staff churn from acquired companies, 01 Feb 2021 To 28 Feb 2021, OnTrack
KPI - % of staff churn from acquired companies, 01 Dec 2020 To 31 Dec 2020, Monitor
KPI - % of staff churn from acquired companies, 01 Dec 2018 To 31 Dec 2018, OnTrack
KPI - % of staff churn from acquired companies, 01 Jul 2018 To 31 Jul 2018, OnTrack
KPI - % of staff churn from acquired companies, 01 Mar 2021 To 31 Mar 2021, OnTrack
KPI - % of staff churn from acquired companies, 01 Nov 2020 To 30 Nov 2020, Monitor
KPI - % of staff churn from acquired companies, 01 Mar 2019 To 31 Mar 2019, OnTrack
KPI - % of staff churn from acquired companies, 01 Aug 2020 To 31 Aug 2020, Monitor
KPI - % of staff churn from acquired companies, 01 Mar 2020 To 31 Mar 2020, Monitor
KPI - % of staff churn from acquired companies, 01 May 2022 To 31 May 2022, OffTrack
KPI - % of staff churn from acquired companies, 01 Oct 2020 To 31 Oct 2020, OnTrack
KPI - % of staff churn from acquired companies, 01 May 2020 To 31 May 2020, Monitor
KPI - % of staff churn from acquired companies, 01 May 2019 To 31 May 2019, Monitor
KPI - % of staff churn from acquired companies, 01 Apr 2021 To 30 Apr 2021, Monitor
KPI - % of staff churn from acquired companies, 01 Jun 2020 To 30 Jun 2020, Monitor
KPI - % of staff churn from acquired companies, 01 Aug 2021 To 31 Aug 2021, OffTrack
KPI - % of staff churn from acquired companies, 01 Jul 2019 To 31 Jul 2019, Monitor
KPI - \$ estimated profit from past year mergers and acquisitions, 01 Mar 2021 To 31 Mar 2021, OffTrack
KPI - \$ estimated profit from past year mergers and acquisitions, 01 Jul 2020 To 31 Jul 2020, OnTrack
KPI - \$ estimated profit from past year mergers and acquisitions, 01 Jul 2018 To 31 Jul 2018, OnTrack
KPI - \$ estimated profit from past year mergers and acquisitions, 01 May 2018 To 31 May 2018, OffTrack
KPI - \$ estimated profit from past year mergers and acquisitions, 01 Nov 2020 To 30 Nov 2020, OffTrack
KPI - \$ estimated profit from past year mergers and acquisitions, 01 Apr 2019 To 30 Apr 2019, OnTrack
KPI - \$ estimated profit from past year mergers and acquisitions, 01 Mar 2019 To 31 Mar 2019, OnTrack
KPI - \$ estimated profit from past year mergers and acquisitions, 01 May 2020 To 31 May 2020, OnTrack
KPI - \$ estimated profit from past year mergers and acquisitions, 01 Feb 2019 To 28 Feb 2019, OnTrack
KPI - \$ estimated profit from past year mergers and acquisitions, 01 Feb 2018 To 28 Feb 2018, OffTrack
KPI - \$ estimated profit from past year mergers and acquisitions, 01 Aug 2018 To 31 Aug 2018, OnTrack
KPI - \$ estimated profit from past year mergers and acquisitions, 01 Aug 2020 To 31 Aug 2020, OffTrack
KPI - \$ estimated profit from past year mergers and acquisitions, 01 Jan 2022 To 31 Jan 2022, OnTrack
KPI - \$ estimated profit from past year mergers and acquisitions, 01 Jul 2017 To 31 Jul 2017, OffTrack
KPI - \$ estimated profit from past year mergers and acquisitions, 01 Aug 2019 To 31 Aug 2019, OffTrack
KPI - \$ estimated profit from past year mergers and acquisitions, 01 Dec 2019 To 31 Dec 2019, OnTrack
KPI - \$ estimated profit from past year mergers and acquisitions, 01 Jan 2018 To 31 Jan 2018, OffTrack

KPI - \$ estimated profit from past year mergers and acquisitions, 01 Sep 2017 To 30 Sep 2017, OffTrack
KPI - \$ estimated profit from past year mergers and acquisitions, 01 Jan 2019 To 31 Jan 2019, OnTrack
KPI - \$ estimated profit from past year mergers and acquisitions, 01 Jun 2022 To 30 Jun 2022, OnTrack
KPI - \$ estimated profit from past year mergers and acquisitions, 01 Sep 2020 To 30 Sep 2020, OnTrack
KPI - \$ estimated profit from past year mergers and acquisitions, 01 Dec 2017 To 31 Dec 2017, OffTrack
KPI - \$ estimated profit from past year mergers and acquisitions, 01 Apr 2021 To 30 Apr 2021, OffTrack
KPI - \$ estimated profit from past year mergers and acquisitions, 01 Dec 2021 To 31 Dec 2021, OnTrack
KPI - \$ estimated profit from past year mergers and acquisitions, 01 Jun 2019 To 30 Jun 2019, OnTrack
KPI - \$ estimated profit from past year mergers and acquisitions, 01 Apr 2018 To 30 Apr 2018, OffTrack
KPI - \$ estimated profit from past year mergers and acquisitions, 01 May 2022 To 31 May 2022, OnTrack
KPI - \$ estimated profit from past year mergers and acquisitions, 01 Oct 2017 To 31 Oct 2017, OffTrack
KPI - \$ estimated profit from past year mergers and acquisitions, 01 Dec 2020 To 31 Dec 2020, OffTrack
KPI - \$ estimated profit from past year mergers and acquisitions, 01 Nov 2021 To 30 Nov 2021, OnTrack
KPI - \$ estimated profit from past year mergers and acquisitions, 01 Nov 2017 To 30 Nov 2017, OffTrack
KPI - \$ estimated profit from past year mergers and acquisitions, 01 Oct 2019 To 31 Oct 2019, OffTrack
KPI - \$ estimated profit from past year mergers and acquisitions, 01 Mar 2020 To 31 Mar 2020, OnTrack
KPI - \$ estimated profit from past year mergers and acquisitions, 01 Oct 2018 To 31 Oct 2018, OnTrack
KPI - \$ estimated profit from past year mergers and acquisitions, 01 Jul 2019 To 31 Jul 2019, OffTrack
KPI - \$ estimated profit from past year mergers and acquisitions, 01 Sep 2018 To 30 Sep 2018, OnTrack
KPI - \$ estimated profit from past year mergers and acquisitions, 01 Oct 2020 To 31 Oct 2020, OffTrack
KPI - \$ estimated profit from past year mergers and acquisitions, 01 Aug 2017 To 31 Aug 2017, OffTrack
KPI - \$ estimated profit from past year mergers and acquisitions, 01 Oct 2021 To 31 Oct 2021, OnTrack
KPI - \$ estimated profit from past year mergers and acquisitions, 01 Jan 2021 To 31 Jan 2021, OffTrack
KPI - \$ estimated profit from past year mergers and acquisitions, 01 May 2019 To 31 May 2019, OnTrack
KPI - \$ estimated profit from past year mergers and acquisitions, 01 Apr 2022 To 30 Apr 2022, OnTrack
KPI - \$ estimated profit from past year mergers and acquisitions, 01 Jul 2021 To 31 Jul 2021, OnTrack
KPI - \$ estimated profit from past year mergers and acquisitions, 01 Dec 2018 To 31 Dec 2018, OnTrack
KPI - \$ estimated profit from past year mergers and acquisitions, 01 Apr 2020 To 30 Apr 2020, OnTrack
KPI - \$ estimated profit from past year mergers and acquisitions, 01 Feb 2020 To 29 Feb 2020, OnTrack
KPI - \$ estimated profit from past year mergers and acquisitions, 01 Jun 2018 To 30 Jun 2018, OffTrack
KPI - \$ estimated profit from past year mergers and acquisitions, 01 Feb 2021 To 28 Feb 2021, OffTrack
KPI - \$ estimated profit from past year mergers and acquisitions, 01 Jan 2020 To 31 Jan 2020, OnTrack
KPI - \$ estimated profit from past year mergers and acquisitions, 01 May 2021 To 31 May 2021, OffTrack
KPI - \$ estimated profit from past year mergers and acquisitions, 01 Jun 2020 To 30 Jun 2020, OnTrack

KPI - \$ estimated profit from past year mergers and acquisitions, 01 Nov 2019 To 30 Nov 2019, OffTrack
KPI - \$ estimated profit from past year mergers and acquisitions, 01 Aug 2021 To 31 Aug 2021, OnTrack
KPI - \$ estimated profit from past year mergers and acquisitions, 01 Sep 2019 To 30 Sep 2019, OffTrack
KPI - \$ estimated profit from past year mergers and acquisitions, 01 Nov 2018 To 30 Nov 2018, OnTrack
KPI - \$ estimated profit from past year mergers and acquisitions, 01 Sep 2021 To 30 Sep 2021, OnTrack
KPI - \$ estimated profit from past year mergers and acquisitions, 01 Mar 2018 To 31 Mar 2018, OffTrack
KPI - \$ estimated profit from past year mergers and acquisitions, 01 Feb 2022 To 28 Feb 2022, OnTrack
KPI - \$ estimated profit from past year mergers and acquisitions, 01 Jun 2021 To 30 Jun 2021, OffTrack
KPI - \$ estimated profit from past year mergers and acquisitions, 01 Mar 2022 To 31 Mar 2022, OnTrack
KPI - \$ YTD Actual to Budget – Value of Approved Work, 01 Sep 2017 To 30 Sep 2017, OffTrack
KPI - \$ YTD Actual to Budget – Value of Approved Work, 01 Dec 2019 To 31 Dec 2019, OnTrack
KPI - \$ YTD Actual to Budget – Value of Approved Work, 01 Apr 2019 To 30 Apr 2019, OffTrack
KPI - \$ YTD Actual to Budget – Value of Approved Work, 01 Dec 2020 To 31 Dec 2020, OffTrack
KPI - % of staff churn from acquired companies, 01 Nov 2021 To 30 Nov 2021, OffTrack
KPI - % of staff churn from acquired companies, 01 Jun 2021 To 30 Jun 2021, OnTrack
KPI - % of staff churn from acquired companies, 01 Apr 2020 To 30 Apr 2020, Monitor
KPI - % of staff churn from acquired companies, 01 Jul 2020 To 31 Jul 2020, Monitor
KPI - % of staff churn from acquired companies, 01 Sep 2020 To 30 Sep 2020, Monitor
KPI - % of staff churn from acquired companies, 01 Jan 2022 To 31 Jan 2022, OffTrack
KPI - % of staff churn from acquired companies, 01 Apr 2019 To 30 Apr 2019, Monitor
KPI - % of staff churn from acquired companies, 01 Oct 2018 To 31 Oct 2018, OnTrack
KPI - % of staff churn from acquired companies, 01 Feb 2022 To 28 Feb 2022, OffTrack
KPI - % of staff churn from acquired companies, 01 Nov 2019 To 30 Nov 2019, Monitor
KPI - % of staff churn from acquired companies, 01 Oct 2019 To 31 Oct 2019, Monitor
KPI - % of staff churn from acquired companies, 01 Feb 2019 To 28 Feb 2019, OnTrack
KPI - % of staff churn from acquired companies, 01 Jun 2019 To 30 Jun 2019, OnTrack
KPI - % of staff churn from acquired companies, 01 Jan 2021 To 31 Jan 2021, Monitor
KPI - % of staff churn from acquired companies, 01 Jan 2020 To 31 Jan 2020, Monitor
KPI - % of staff churn from acquired companies, 01 Jan 2019 To 31 Jan 2019, OnTrack
KPI - % of staff churn from acquired companies, 01 Mar 2022 To 31 Mar 2022, OffTrack
KPI - % of staff churn from acquired companies, 01 Jun 2022 To 30 Jun 2022, OffTrack
KPI - % of staff churn from acquired companies, 01 Sep 2019 To 30 Sep 2019, Monitor
KPI - % of staff churn from acquired companies, 01 Aug 2019 To 31 Aug 2019, Monitor
KPI - % of staff churn from acquired companies, 01 Jul 2021 To 31 Jul 2021, OffTrack

KPI - % of staff churn from acquired companies, 01 Oct 2021 To 31 Oct 2021, OffTrack
KPI - % of staff churn from acquired companies, 01 May 2021 To 31 May 2021, OnTrack
KPI - % of staff churn from acquired companies, 01 Aug 2018 To 31 Aug 2018, OnTrack
KPI - % of staff churn from acquired companies, 01 Sep 2021 To 30 Sep 2021, OffTrack
KPI - % of staff churn from acquired companies, 01 Feb 2020 To 29 Feb 2020, Monitor
KPI - % of staff churn from acquired companies, 01 Sep 2018 To 30 Sep 2018, OnTrack
KPI - % of staff churn from acquired companies, 01 Apr 2022 To 30 Apr 2022, OffTrack
KPI - % of staff churn from acquired companies, 01 Dec 2021 To 31 Dec 2021, OffTrack
KPI - % of staff churn from acquired companies, 01 Dec 2019 To 31 Dec 2019, Monitor
KPI - % of staff churn from acquired companies, 01 Nov 2018 To 30 Nov 2018, OnTrack
KPI - % of staff churn from acquired companies, 01 Feb 2021 To 28 Feb 2021, OnTrack
KPI - % of staff churn from acquired companies, 01 Dec 2020 To 31 Dec 2020, Monitor
KPI - % of staff churn from acquired companies, 01 Dec 2018 To 31 Dec 2018, OnTrack
KPI - % of staff churn from acquired companies, 01 Jul 2018 To 31 Jul 2018, OnTrack
KPI - % of staff churn from acquired companies, 01 Mar 2021 To 31 Mar 2021, OnTrack
KPI - % of staff churn from acquired companies, 01 Nov 2020 To 30 Nov 2020, Monitor
KPI - % of staff churn from acquired companies, 01 Mar 2019 To 31 Mar 2019, OnTrack
KPI - % of staff churn from acquired companies, 01 Aug 2020 To 31 Aug 2020, Monitor
KPI - % of staff churn from acquired companies, 01 Mar 2020 To 31 Mar 2020, Monitor
KPI - % of staff churn from acquired companies, 01 May 2022 To 31 May 2022, OffTrack
KPI - % of staff churn from acquired companies, 01 Oct 2020 To 31 Oct 2020, OnTrack
KPI - % of staff churn from acquired companies, 01 May 2020 To 31 May 2020, Monitor
KPI - % of staff churn from acquired companies, 01 May 2019 To 31 May 2019, Monitor
KPI - % of staff churn from acquired companies, 01 Apr 2021 To 30 Apr 2021, Monitor
KPI - % of staff churn from acquired companies, 01 Jun 2020 To 30 Jun 2020, Monitor
KPI - % of staff churn from acquired companies, 01 Aug 2021 To 31 Aug 2021, OffTrack
KPI - % of staff churn from acquired companies, 01 Jul 2019 To 31 Jul 2019, Monitor
KPI - \$ YTD Actual to Budget, 01 Jun 2019 To 30 Jun 2019, OnTrack
KPI - \$ YTD Actual to Budget, 01 Feb 2019 To 28 Feb 2019, OnTrack
KPI - \$ YTD Actual to Budget, 01 Nov 2020 To 30 Nov 2020, OnTrack
KPI - \$ YTD Actual to Budget, 01 May 2021 To 31 May 2021, OffTrack
KPI - \$ YTD Actual to Budget, 01 Nov 2021 To 30 Nov 2021, OnTrack
KPI - \$ YTD Actual to Budget, 01 Feb 2020 To 29 Feb 2020, OnTrack
KPI - \$ YTD Actual to Budget, 01 Dec 2017 To 31 Dec 2017, OnTrack

KPI - \$ YTD Actual to Budget, 01 Dec 2019 To 31 Dec 2019, OnTrack
KPI - \$ YTD Actual to Budget, 01 Mar 2020 To 31 Mar 2020, OnTrack
KPI - \$ YTD Actual to Budget, 01 Apr 2019 To 30 Apr 2019, OnTrack
KPI - \$ YTD Actual to Budget, 01 May 2019 To 31 May 2019, OnTrack
KPI - \$ YTD Actual to Budget, 01 Nov 2019 To 30 Nov 2019, OnTrack
KPI - \$ YTD Actual to Budget, 01 Jul 2019 To 31 Jul 2019, OffTrack
KPI - \$ YTD Actual to Budget, 01 Apr 2022 To 30 Apr 2022, OnTrack
KPI - \$ YTD Actual to Budget, 01 Apr 2021 To 30 Apr 2021, OffTrack
KPI - \$ YTD Actual to Budget, 01 Aug 2021 To 31 Aug 2021, OnTrack
KPI - \$ YTD Actual to Budget, 01 Jun 2019 To 30 Jun 2019, OnTrack
KPI - \$ YTD Actual to Budget, 01 Feb 2019 To 28 Feb 2019, OnTrack
KPI - \$ YTD Actual to Budget, 01 Nov 2020 To 30 Nov 2020, OnTrack
KPI - \$ YTD Actual to Budget – Value of Approved Work, 01 Mar 2019 To 31 Mar 2019, OffTrack
KPI - \$ YTD Actual to Budget – Value of Approved Work, 01 May 2018 To 31 May 2018, OnTrack
KPI - \$ YTD Actual to Budget – Value of Approved Work, 01 Oct 2018 To 31 Oct 2018, OnTrack
KPI - \$ YTD Actual to Budget – Value of Approved Work, 01 Apr 2020 To 30 Apr 2020, OffTrack
KPI - \$ YTD Actual to Budget – Value of Approved Work, 01 Dec 2017 To 31 Dec 2017, OnTrack
KPI - \$ YTD Actual to Budget – Value of Approved Work, 01 May 2021 To 31 May 2021, OnTrack
KPI - \$ YTD Actual to Budget – Value of Approved Work, 01 Jul 2019 To 31 Jul 2019, OnTrack
KPI - \$ YTD Actual to Budget – Value of Approved Work, 01 Oct 2017 To 31 Oct 2017, OffTrack
KPI - \$ YTD Actual to Budget – Value of Approved Work, 01 Jun 2021 To 30 Jun 2021, OffTrack
KPI - \$ YTD Actual to Budget – Value of Approved Work, 01 Aug 2020 To 31 Aug 2020, OffTrack
KPI - \$ YTD Actual to Budget – Value of Approved Work, 01 Jun 2018 To 30 Jun 2018, OnTrack
KPI - \$ YTD Actual to Budget – Value of Approved Work, 01 Sep 2018 To 30 Sep 2018, OnTrack
KPI - \$ YTD Actual to Budget – Value of Approved Work, 01 May 2019 To 31 May 2019, OffTrack
KPI - \$ YTD Actual to Budget – Value of Approved Work, 01 Jan 2021 To 31 Jan 2021, OffTrack
KPI - \$ YTD Actual to Budget – Value of Approved Work, 01 Nov 2019 To 30 Nov 2019, OnTrack
KPI - \$ YTD Actual to Budget – Value of Approved Work, 01 Feb 2020 To 29 Feb 2020, OffTrack
KPI - \$ YTD Actual to Budget – Value of Approved Work, 01 Jan 2019 To 31 Jan 2019, OnTrack
KPI - \$ YTD Actual to Budget – Value of Approved Work, 01 Jun 2019 To 30 Jun 2019, OffTrack
KPI - \$ YTD Actual to Budget – Value of Approved Work, 01 Oct 2019 To 31 Oct 2019, OnTrack
KPI - \$ YTD Actual to Budget – Value of Approved Work, 01 Jul 2020 To 31 Jul 2020, OnTrack
KPI - \$ YTD Actual to Budget – Value of Approved Work, 01 Nov 2017 To 30 Nov 2017, OffTrack
KPI - \$ YTD Actual to Budget – Value of Approved Work, 01 May 2020 To 31 May 2020, OffTrack

KPI - \$ YTD Actual to Budget – Value of Approved Work, 01 Aug 2017 To 31 Aug 2017, Monitor
KPI - \$ YTD Actual to Budget – Value of Approved Work, 01 Feb 2019 To 28 Feb 2019, OffTrack
KPI - \$ YTD Actual to Budget – Value of Approved Work, 01 Sep 2020 To 30 Sep 2020, OnTrack
KPI - \$ YTD Actual to Budget – Value of Approved Work, 01 Jul 2018 To 31 Jul 2018, OnTrack
KPI - \$ YTD Actual to Budget – Value of Approved Work, 01 Aug 2019 To 31 Aug 2019, OnTrack
KPI - \$ YTD Actual to Budget – Value of Approved Work, 01 Dec 2018 To 31 Dec 2018, OnTrack
KPI - \$ YTD Actual to Budget – Value of Approved Work, 01 Mar 2018 To 31 Mar 2018, OnTrack
KPI - \$ YTD Actual to Budget – Value of Approved Work, 01 Aug 2018 To 31 Aug 2018, OnTrack
KPI - \$ YTD Actual to Budget – Value of Approved Work, 01 Jul 2017 To 31 Jul 2017, OffTrack
KPI - \$ YTD Actual to Budget – Value of Approved Work, 01 Jun 2020 To 30 Jun 2020, OffTrack
KPI - \$ YTD Actual to Budget – Value of Approved Work, 01 Sep 2019 To 30 Sep 2019, OnTrack
KPI - \$ YTD Actual to Budget – Value of Approved Work, 01 Mar 2020 To 31 Mar 2020, OffTrack
KPI - \$ YTD Actual to Budget – Value of Approved Work, 01 Jan 2018 To 31 Jan 2018, OnTrack
KPI - \$ YTD Actual to Budget – Value of Approved Work, 01 Feb 2018 To 28 Feb 2018, OnTrack
KPI - \$ YTD Actual to Budget – Value of Approved Work, 01 Mar 2021 To 31 Mar 2021, OnTrack
KPI - \$ YTD Actual to Budget – Value of Approved Work, 01 Oct 2020 To 31 Oct 2020, OnTrack
KPI - \$ YTD Actual to Budget – Value of Approved Work, 01 Nov 2018 To 30 Nov 2018, OnTrack
KPI - \$ YTD Actual to Budget – Value of Approved Work, 01 Apr 2018 To 30 Apr 2018, OnTrack
KPI - \$ YTD Actual to Budget – Value of Approved Work, 01 Apr 2021 To 30 Apr 2021, OffTrack
KPI - \$ YTD Actual to Budget – Value of Approved Work, 01 Jan 2020 To 31 Jan 2020, OnTrack
KPI - \$ YTD Actual to Budget – Value of Approved Work, 01 Nov 2020 To 30 Nov 2020, OffTrack
KPI - \$ YTD Actual to Budget – Value of Approved Work, 01 Feb 2021 To 28 Feb 2021, OffTrack
KPI - \$ YTD Actual to Budget – Value of Approved Work, 01 Sep 2017 To 30 Sep 2017, OffTrack
KPI - \$ YTD Actual to Budget – Value of Approved Work, 01 Dec 2019 To 31 Dec 2019, OnTrack
KPI - \$ YTD Actual to Budget – Value of Approved Work, 01 Apr 2019 To 30 Apr 2019, OffTrack
KPI - \$ YTD Actual to Budget – Value of Approved Work, 01 Dec 2020 To 31 Dec 2020, OffTrack
KPI - % of staff churn from acquired companies, 01 Nov 2021 To 30 Nov 2021, OffTrack
KPI - % of staff churn from acquired companies, 01 Jun 2021 To 30 Jun 2021, OnTrack
KPI - % of staff churn from acquired companies, 01 Apr 2020 To 30 Apr 2020, Monitor
KPI - % of staff churn from acquired companies, 01 Jul 2020 To 31 Jul 2020, Monitor
KPI - % of staff churn from acquired companies, 01 Sep 2020 To 30 Sep 2020, Monitor
KPI - % of staff churn from acquired companies, 01 Jan 2022 To 31 Jan 2022, OffTrack
KPI - % of staff churn from acquired companies, 01 Apr 2019 To 30 Apr 2019, Monitor
KPI - % of staff churn from acquired companies, 01 Oct 2018 To 31 Oct 2018, OnTrack

KPI - % of staff churn from acquired companies, 01 Feb 2022 To 28 Feb 2022, OffTrack
KPI - % of staff churn from acquired companies, 01 Nov 2019 To 30 Nov 2019, Monitor
KPI - % of staff churn from acquired companies, 01 Oct 2019 To 31 Oct 2019, Monitor
KPI - % of staff churn from acquired companies, 01 Feb 2019 To 28 Feb 2019, OnTrack
KPI - % of staff churn from acquired companies, 01 Jun 2019 To 30 Jun 2019, OnTrack
KPI - % of staff churn from acquired companies, 01 Jan 2021 To 31 Jan 2021, Monitor
KPI - % of staff churn from acquired companies, 01 Jan 2020 To 31 Jan 2020, Monitor
KPI - % of staff churn from acquired companies, 01 Jan 2019 To 31 Jan 2019, OnTrack
KPI - % of staff churn from acquired companies, 01 Mar 2022 To 31 Mar 2022, OffTrack
KPI - % of staff churn from acquired companies, 01 Jun 2022 To 30 Jun 2022, OffTrack
KPI - % of staff churn from acquired companies, 01 Sep 2019 To 30 Sep 2019, Monitor
KPI - % of staff churn from acquired companies, 01 Aug 2019 To 31 Aug 2019, Monitor
KPI - % of staff churn from acquired companies, 01 Jul 2021 To 31 Jul 2021, OffTrack
KPI - % of staff churn from acquired companies, 01 Oct 2021 To 31 Oct 2021, OffTrack
KPI - % of staff churn from acquired companies, 01 May 2021 To 31 May 2021, OnTrack
KPI - % of staff churn from acquired companies, 01 Aug 2018 To 31 Aug 2018, OnTrack
KPI - % of staff churn from acquired companies, 01 Sep 2021 To 30 Sep 2021, OffTrack
KPI - % of staff churn from acquired companies, 01 Feb 2020 To 29 Feb 2020, Monitor
KPI - % of staff churn from acquired companies, 01 Sep 2018 To 30 Sep 2018, OnTrack
KPI - % of staff churn from acquired companies, 01 Apr 2022 To 30 Apr 2022, OffTrack
KPI - % of staff churn from acquired companies, 01 Dec 2021 To 31 Dec 2021, OffTrack
KPI - % of staff churn from acquired companies, 01 Dec 2019 To 31 Dec 2019, Monitor
KPI - % of staff churn from acquired companies, 01 Nov 2018 To 30 Nov 2018, OnTrack
KPI - % of staff churn from acquired companies, 01 Feb 2021 To 28 Feb 2021, OnTrack
KPI - % of staff churn from acquired companies, 01 Dec 2020 To 31 Dec 2020, Monitor
KPI - % of staff churn from acquired companies, 01 Dec 2018 To 31 Dec 2018, OnTrack
KPI - % of staff churn from acquired companies, 01 Jul 2018 To 31 Jul 2018, OnTrack
KPI - % of staff churn from acquired companies, 01 Mar 2021 To 31 Mar 2021, OnTrack
KPI - % of staff churn from acquired companies, 01 Nov 2020 To 30 Nov 2020, Monitor
KPI - % of staff churn from acquired companies, 01 Mar 2019 To 31 Mar 2019, OnTrack
KPI - % of staff churn from acquired companies, 01 Aug 2020 To 31 Aug 2020, Monitor
KPI - % of staff churn from acquired companies, 01 Mar 2020 To 31 Mar 2020, Monitor
KPI - % of staff churn from acquired companies, 01 May 2022 To 31 May 2022, OffTrack
KPI - % of staff churn from acquired companies, 01 Oct 2020 To 31 Oct 2020, OnTrack

KPI - % of staff churn from acquired companies, 01 May 2020 To 31 May 2020, Monitor
KPI - % of staff churn from acquired companies, 01 May 2019 To 31 May 2019, Monitor
KPI - % of staff churn from acquired companies, 01 Apr 2021 To 30 Apr 2021, Monitor
KPI - % of staff churn from acquired companies, 01 Jun 2020 To 30 Jun 2020, Monitor
KPI - % of staff churn from acquired companies, 01 Aug 2021 To 31 Aug 2021, OffTrack
KPI - % of staff churn from acquired companies, 01 Jul 2019 To 31 Jul 2019, Monitor
KPI - \$ YTD Actual to Budget, 01 May 2021 To 31 May 2021, OffTrack
KPI - \$ YTD Actual to Budget, 01 Nov 2021 To 30 Nov 2021, OnTrack
KPI - \$ YTD Actual to Budget, 01 Feb 2020 To 29 Feb 2020, OnTrack
KPI - \$ YTD Actual to Budget, 01 Dec 2017 To 31 Dec 2017, OnTrack
KPI - \$ YTD Actual to Budget, 01 Dec 2019 To 31 Dec 2019, OnTrack
KPI - \$ YTD Actual to Budget, 01 Mar 2020 To 31 Mar 2020, OnTrack
KPI - \$ YTD Actual to Budget, 01 Apr 2019 To 30 Apr 2019, OnTrack
KPI - \$ YTD Actual to Budget, 01 May 2019 To 31 May 2019, OnTrack
KPI - \$ YTD Actual to Budget, 01 Nov 2019 To 30 Nov 2019, OnTrack
KPI - \$ YTD Actual to Budget, 01 Jul 2019 To 31 Jul 2019, OffTrack
KPI - \$ YTD Actual to Budget, 01 Apr 2022 To 30 Apr 2022, OnTrack
KPI - \$ YTD Actual to Budget, 01 Apr 2021 To 30 Apr 2021, OffTrack
KPI - \$ YTD Actual to Budget, 01 Aug 2021 To 31 Aug 2021, OnTrack
KPI - \$ YTD Actual to Budget, 01 May 2020 To 31 May 2020, OnTrack
KPI - \$ YTD Actual to Budget, 01 Oct 2017 To 31 Oct 2017, OnTrack
KPI - \$ YTD Actual to Budget, 01 Jan 2018 To 31 Jan 2018, OnTrack
KPI - \$ YTD Actual to Budget, 01 Jan 2019 To 31 Jan 2019, OnTrack
KPI - \$ YTD Actual to Budget, 01 Sep 2018 To 30 Sep 2018, OffTrack
KPI - \$ YTD Actual to Budget, 01 Mar 2022 To 31 Mar 2022, OnTrack
KPI - \$ YTD Actual to Budget, 01 Nov 2017 To 30 Nov 2017, OnTrack
KPI - \$ YTD Actual to Budget, 01 Jun 2021 To 30 Jun 2021, OffTrack
KPI - \$ YTD Actual to Budget, 01 Aug 2020 To 31 Aug 2020, OnTrack
KPI - \$ YTD Actual to Budget, 01 Dec 2020 To 31 Dec 2020, OnTrack
KPI - \$ YTD Actual to Budget, 01 Jul 2021 To 31 Jul 2021, OnTrack
KPI - \$ YTD Actual to Budget, 01 Oct 2018 To 31 Oct 2018, OnTrack
KPI - \$ YTD Actual to Budget, 01 Jun 2022 To 30 Jun 2022, OnTrack
KPI - \$ YTD Actual to Budget, 01 Jan 2022 To 31 Jan 2022, OnTrack
KPI - \$ YTD Actual to Budget, 01 Apr 2018 To 30 Apr 2018, OnTrack

KPI - \$ YTD Actual to Budget, 01 Aug 2019 To 31 Aug 2019, OffTrack
KPI - \$ YTD Actual to Budget, 01 Oct 2020 To 31 Oct 2020, OnTrack
KPI - \$ YTD Actual to Budget, 01 Feb 2022 To 28 Feb 2022, OnTrack
KPI - \$ YTD Actual to Budget, 01 Mar 2018 To 31 Mar 2018, OnTrack
KPI - \$ YTD Actual to Budget, 01 Dec 2021 To 31 Dec 2021, OnTrack
KPI - \$ YTD Actual to Budget, 01 Sep 2017 To 30 Sep 2017, Monitor
KPI - \$ YTD Actual to Budget, 01 Feb 2018 To 28 Feb 2018, OnTrack
KPI - \$ YTD Actual to Budget, 01 May 2018 To 31 May 2018, OnTrack
KPI - \$ YTD Actual to Budget, 01 Jul 2020 To 31 Jul 2020, OnTrack
KPI - \$ YTD Actual to Budget, 01 Jul 2018 To 31 Jul 2018, OffTrack
KPI - \$ YTD Actual to Budget, 01 Sep 2020 To 30 Sep 2020, OnTrack
KPI - \$ YTD Actual to Budget, 01 Apr 2020 To 30 Apr 2020, OnTrack
KPI - \$ YTD Actual to Budget, 01 Jul 2017 To 31 Jul 2017, OnTrack
KPI - \$ YTD Actual to Budget, 01 Oct 2021 To 31 Oct 2021, OnTrack
KPI - \$ YTD Actual to Budget, 01 Dec 2018 To 31 Dec 2018, OnTrack
KPI - \$ YTD Actual to Budget, 01 Aug 2017 To 31 Aug 2017, OnTrack
KPI - \$ YTD Actual to Budget, 01 Sep 2019 To 30 Sep 2019, OnTrack
KPI - \$ YTD Actual to Budget, 01 Oct 2019 To 31 Oct 2019, OnTrack
KPI - \$ YTD Actual to Budget, 01 Nov 2018 To 30 Nov 2018, OnTrack
KPI - \$ YTD Actual to Budget, 01 Jun 2018 To 30 Jun 2018, OnTrack
KPI - \$ YTD Actual to Budget, 01 Feb 2021 To 28 Feb 2021, OnTrack
KPI - \$ YTD Actual to Budget, 01 Jun 2020 To 30 Jun 2020, OnTrack
KPI - \$ YTD Actual to Budget, 01 Jan 2020 To 31 Jan 2020, OnTrack
KPI - \$ YTD Actual to Budget, 01 May 2022 To 31 May 2022, OnTrack
KPI - \$ YTD Actual to Budget, 01 Aug 2018 To 31 Aug 2018, OffTrack
KPI - \$ YTD Actual to Budget, 01 Mar 2019 To 31 Mar 2019, OnTrack
KPI - \$ YTD Actual to Budget, 01 Jan 2021 To 31 Jan 2021, OnTrack
KPI - \$ YTD Actual to Budget, 01 Mar 2021 To 31 Mar 2021, OnTrack
KPI - \$ YTD Actual to Budget, 01 Sep 2021 To 30 Sep 2021, OnTrack



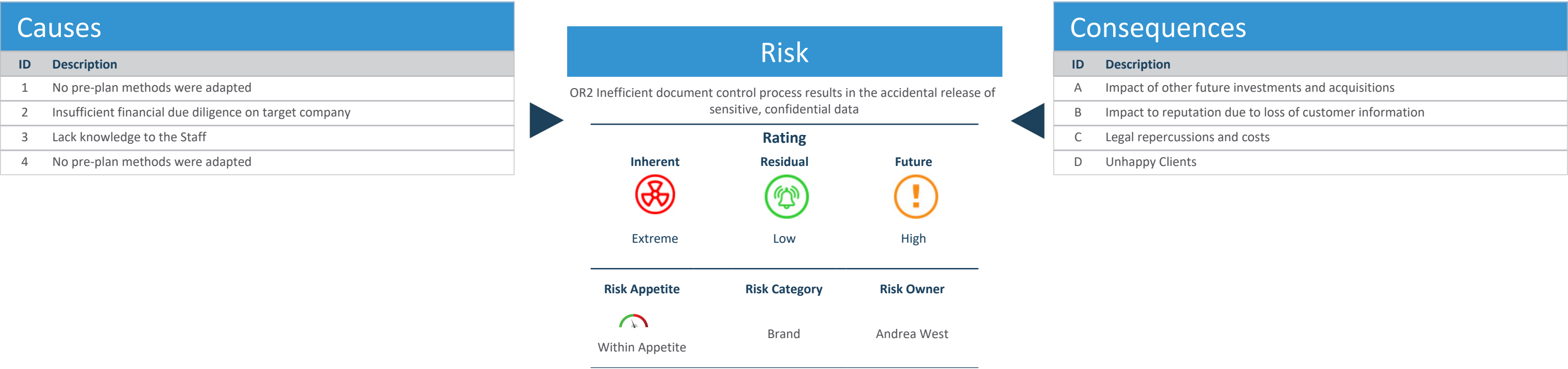
KPI - # of Critical IT system related issues , 01 Jan 2021 To 31 Jan 2021, OffTrack
KPI - # of Critical IT system related issues , 01 Jun 2022 To 30 Jun 2022, OffTrack
KPI - # of Critical IT system related issues , 01 Nov 2021 To 30 Nov 2021, OffTrack
KPI - # of Critical IT system related issues , 01 Jun 2021 To 30 Jun 2021, OffTrack
KPI - # of Critical IT system related issues , 01 Oct 2021 To 31 Oct 2021, OffTrack
KPI - # of Critical IT system related issues , 01 Aug 2021 To 31 Aug 2021, OffTrack
KPI - # of Critical IT system related issues , 01 May 2021 To 31 May 2021, OffTrack
KPI - # of Critical IT system related issues , 01 Aug 2020 To 31 Aug 2020, OffTrack
KPI - # of Critical IT system related issues , 01 Sep 2019 To 30 Sep 2019, OnTrack
KPI - # of Critical IT system related issues , 01 Jun 2021 To 30 Jun 2021, OffTrack
KPI - # of Critical IT system related issues , 01 Apr 2021 To 30 Apr 2021, OffTrack
KPI - # of Critical IT system related issues , 01 Mar 2021 To 31 Mar 2021, OffTrack
KPI - # of Critical IT system related issues , 01 Feb 2021 To 28 Feb 2021, OffTrack
KPI - # of Critical IT system related issues , 01 Dec 2020 To 31 Dec 2020, OffTrack
KPI - # of Critical IT system related issues , 01 Jul 2020 To 31 Jul 2020, OffTrack
KPI - # of Critical IT system related issues , 01 May 2020 To 31 May 2020, OnTrack
KPI - # of Critical IT system related issues , 01 May 2021 To 31 May 2021, OffTrack
KPI - # of Critical IT system related issues , 01 Oct 2020 To 31 Oct 2020, OffTrack
KPI - # of Critical IT system related issues , 01 Apr 2021 To 30 Apr 2021, OffTrack
KPI - # of Critical IT system related issues , 01 Apr 2020 To 30 Apr 2020, OnTrack
KPI - # of Critical IT system related issues , 01 Dec 2020 To 31 Dec 2020, OffTrack
KPI - # of Critical IT system related issues , 01 Sep 2020 To 30 Sep 2020, OffTrack
KPI - # of Critical IT system related issues , 01 Jul 2019 To 31 Jul 2019, OnTrack
KPI - # of Critical IT system related issues , 01 Jan 2022 To 31 Jan 2022, OffTrack
KPI - # of Critical IT system related issues , 01 Dec 2021 To 31 Dec 2021, OffTrack
KPI - # of Critical IT system related issues , 01 Jan 2021 To 31 Jan 2021, OffTrack
KPI - # of Critical IT system related issues , 01 Feb 2022 To 28 Feb 2022, OffTrack
KPI - # of Critical IT system related issues , 01 Nov 2020 To 30 Nov 2020, OnTrack
KPI - # of Critical IT system related issues , 01 Mar 2022 To 31 Mar 2022, OffTrack
KPI - # of Critical IT system related issues , 01 Aug 2020 To 31 Aug 2020, OffTrack
KPI - # of Critical IT system related issues , 01 Feb 2021 To 28 Feb 2021, OffTrack
KPI - # of Critical IT system related issues , 01 Nov 2020 To 30 Nov 2020, OnTrack
KPI - # of Critical IT system related issues , 01 Feb 2020 To 29 Feb 2020, OnTrack
KPI - # of Critical IT system related issues , 01 Oct 2020 To 31 Oct 2020, OffTrack

KPI - # of Critical IT system related issues , 01 Jul 2021 To 31 Jul 2021, OffTrack
KPI - # of Critical IT system related issues , 01 Sep 2021 To 30 Sep 2021, OffTrack
KPI - # of Critical IT system related issues , 01 Jun 2020 To 30 Jun 2020, OnTrack
Audit - ISO 27001:2011 - Information security management audit - High
Hierarchy - Planing Hierarchy > Goal > Business-as-usual facilitating organic growth to deliver \$100 million
Hierarchy - Planing Hierarchy > Outcome > Expanded product and service sales through sustainable growth
Incident - HAZ - 10 - Lifting matts at pedestrian crossing, 05 Apr 2017
Incident - BI - 8 - Noted failure to report a fraudulent transaction, 11 Jul 2018
KPI - # of IP loss incidents, 01 Dec 2021 To 31 Dec 2021, OffTrack
KPI - # of IP loss incidents, 01 Jan 2022 To 31 Jan 2022, OffTrack
KPI - # of IP loss incidents, 01 Sep 2019 To 30 Sep 2019, OnTrack
KPI - # of IP loss incidents, 01 Mar 2022 To 31 Mar 2022, OffTrack
KPI - # of IP loss incidents, 01 Aug 2018 To 31 Aug 2018, OnTrack
KPI - # of IP loss incidents, 01 Oct 2019 To 31 Oct 2019, OnTrack
KPI - # of IP loss incidents, 01 Jun 2021 To 30 Jun 2021, OnTrack
KPI - # of IP loss incidents, 01 Mar 2020 To 31 Mar 2020, OnTrack
KPI - # of IP loss incidents, 01 Nov 2019 To 30 Nov 2019, OffTrack
KPI - # of IP loss incidents, 01 Oct 2018 To 31 Oct 2018, OnTrack
KPI - # of IP loss incidents, 01 Jun 2019 To 30 Jun 2019, OffTrack
KPI - # of IP loss incidents, 01 Jul 2018 To 31 Jul 2018, OnTrack
KPI - # of IP loss incidents, 01 Dec 2018 To 31 Dec 2018, OffTrack
KPI - # of IP loss incidents, 01 May 2022 To 31 May 2022, OffTrack
KPI - # of IP loss incidents, 01 Jan 2020 To 31 Jan 2020, OffTrack
KPI - # of IP loss incidents, 01 Dec 2020 To 31 Dec 2020, OffTrack
KPI - # of IP loss incidents, 01 Jan 2021 To 31 Jan 2021, OnTrack
KPI - # of IP loss incidents, 01 Apr 2022 To 30 Apr 2022, OffTrack
KPI - # of IP loss incidents, 01 Apr 2021 To 30 Apr 2021, OffTrack
KPI - # of IP loss incidents, 01 Mar 2021 To 31 Mar 2021, OffTrack
KPI - # of IP loss incidents, 01 Apr 2019 To 30 Apr 2019, OnTrack
KPI - # of IP loss incidents, 01 Jun 2022 To 30 Jun 2022, OffTrack
KPI - # of IP loss incidents, 01 Jul 2019 To 31 Jul 2019, OnTrack
KPI - # of IP loss incidents, 01 Oct 2021 To 31 Oct 2021, OffTrack
KPI - # of IP loss incidents, 01 Aug 2019 To 31 Aug 2019, OnTrack
KPI - # of IP loss incidents, 01 Aug 2020 To 31 Aug 2020, OffTrack

KPI - # of IP loss incidents, 01 Dec 2019 To 31 Dec 2019, OffTrack
KPI - # of IP loss incidents, 01 Nov 2018 To 30 Nov 2018, OffTrack
KPI - # of IP loss incidents, 01 Feb 2022 To 28 Feb 2022, OffTrack
KPI - # of IP loss incidents, 01 Apr 2020 To 30 Apr 2020, OnTrack
KPI - # of IP loss incidents, 01 Mar 2019 To 31 Mar 2019, OnTrack
KPI - # of IP loss incidents, 01 Feb 2021 To 28 Feb 2021, OffTrack
KPI - # of IP loss incidents, 01 Sep 2018 To 30 Sep 2018, OnTrack
KPI - # of IP loss incidents, 01 Nov 2020 To 30 Nov 2020, OnTrack
KPI - # of IP loss incidents, 01 Jun 2020 To 30 Jun 2020, OffTrack
KPI - # of IP loss incidents, 01 Nov 2021 To 30 Nov 2021, OffTrack
KPI - # of IP loss incidents, 01 Feb 2020 To 29 Feb 2020, OffTrack
KPI - # of IP loss incidents, 01 May 2019 To 31 May 2019, OnTrack
KPI - # of IP loss incidents, 01 Feb 2019 To 28 Feb 2019, OffTrack
KPI - # of IP loss incidents, 01 Jul 2021 To 31 Jul 2021, OffTrack
KPI - # of IP loss incidents, 01 Jul 2020 To 31 Jul 2020, OnTrack
KPI - # of IP loss incidents, 01 Aug 2021 To 31 Aug 2021, OffTrack
KPI - # of IP loss incidents, 01 Jan 2019 To 31 Jan 2019, OffTrack
KPI - # of IP loss incidents, 01 Sep 2021 To 30 Sep 2021, OffTrack
KPI - # of IP loss incidents, 01 May 2020 To 31 May 2020, OnTrack
KPI - # of IP loss incidents, 01 Sep 2020 To 30 Sep 2020, OnTrack
KPI - # of IP loss incidents, 01 May 2021 To 31 May 2021, OnTrack
KPI - # of IP loss incidents, 01 Oct 2020 To 31 Oct 2020, OffTrack
KPI - # of cyber attacks, 01 Mar 2020 To 31 Mar 2020, OffTrack
KPI - # of cyber attacks, 01 Dec 2018 To 31 Dec 2018, OnTrack
KPI - # of cyber attacks, 01 Jul 2021 To 31 Jul 2021, OnTrack
KPI - # of cyber attacks, 01 Feb 2020 To 29 Feb 2020, OffTrack
KPI - # of cyber attacks, 01 Mar 2022 To 31 Mar 2022, OnTrack
KPI - # of cyber attacks, 01 Jun 2022 To 30 Jun 2022, OnTrack
KPI - # of cyber attacks, 01 Feb 2022 To 28 Feb 2022, OnTrack
KPI - # of cyber attacks, 01 May 2021 To 31 May 2021, OnTrack
KPI - # of cyber attacks, 01 Sep 2021 To 30 Sep 2021, OnTrack
KPI - # of cyber attacks, 01 Oct 2021 To 31 Oct 2021, OffTrack
KPI - # of cyber attacks, 01 Jun 2019 To 30 Jun 2019, OffTrack
KPI - # of cyber attacks, 01 May 2019 To 31 May 2019, OffTrack

KPI - # of cyber attacks, 01 Feb 2019 To 28 Feb 2019, OffTrack
KPI - # of cyber attacks, 01 Nov 2019 To 30 Nov 2019, OffTrack
KPI - # of cyber attacks, 01 Nov 2018 To 30 Nov 2018, OffTrack
KPI - # of cyber attacks, 01 Apr 2019 To 30 Apr 2019, OnTrack
KPI - # of cyber attacks, 01 Sep 2020 To 30 Sep 2020, OffTrack
KPI - # of cyber attacks, 01 Jun 2020 To 30 Jun 2020, OffTrack
KPI - # of cyber attacks, 01 May 2020 To 31 May 2020, OffTrack
KPI - # of cyber attacks, 01 Sep 2018 To 30 Sep 2018, OnTrack
KPI - # of cyber attacks, 01 Dec 2021 To 31 Dec 2021, OffTrack
KPI - # of cyber attacks, 01 Mar 2019 To 31 Mar 2019, OffTrack
KPI - # of cyber attacks, 01 Feb 2021 To 28 Feb 2021, OnTrack
KPI - # of cyber attacks, 01 Sep 2019 To 30 Sep 2019, OnTrack
KPI - # of cyber attacks, 01 Oct 2020 To 31 Oct 2020, OffTrack
KPI - # of cyber attacks, 01 Aug 2018 To 31 Aug 2018, OffTrack
KPI - # of cyber attacks, 01 Apr 2020 To 30 Apr 2020, OnTrack
KPI - # of cyber attacks, 01 Nov 2021 To 30 Nov 2021, OffTrack
KPI - # of cyber attacks, 01 Dec 2019 To 31 Dec 2019, OnTrack
KPI - # of cyber attacks, 01 Aug 2021 To 31 Aug 2021, OnTrack
KPI - # of cyber attacks, 01 Jan 2021 To 31 Jan 2021, OnTrack
KPI - # of cyber attacks, 01 Oct 2019 To 31 Oct 2019, OnTrack
KPI - # of cyber attacks, 01 Jan 2020 To 31 Jan 2020, OnTrack
KPI - # of cyber attacks, 01 Nov 2020 To 30 Nov 2020, OffTrack
KPI - # of cyber attacks, 01 Mar 2021 To 31 Mar 2021, OnTrack
KPI - # of cyber attacks, 01 Apr 2021 To 30 Apr 2021, OnTrack
KPI - # of cyber attacks, 01 Dec 2020 To 31 Dec 2020, OnTrack
KPI - # of cyber attacks, 01 Aug 2020 To 31 Aug 2020, OffTrack
KPI - # of cyber attacks, 01 Jan 2019 To 31 Jan 2019, OnTrack
KPI - # of cyber attacks, 01 May 2022 To 31 May 2022, OnTrack
KPI - # of cyber attacks, 01 Jun 2021 To 30 Jun 2021, OnTrack
KPI - # of cyber attacks, 01 Jul 2020 To 31 Jul 2020, OnTrack
KPI - # of cyber attacks, 01 Jul 2019 To 31 Jul 2019, OnTrack
KPI - # of cyber attacks, 01 Oct 2018 To 31 Oct 2018, OnTrack
KPI - # of cyber attacks, 01 Apr 2022 To 30 Apr 2022, OnTrack
KPI - # of cyber attacks, 01 Aug 2019 To 31 Aug 2019, OffTrack

KPI - # of cyber attacks, 01 Jul 2018 To 31 Jul 2018, OnTrack
KPI - # of cyber attacks, 01 Jan 2022 To 31 Jan 2022, OnTrack



Controls				
Control Title	Control Type	Control Owner	Control Effectiveness	Linked Causes/Consequences ID
Restrict access to sensitive commercial data in line with Principle of Least Privilege (POLP)	Preventive	Susan Wright	Partially Effective	
Insufficient resources available to perform work	Preventive	Elizabeth McMahon	Partially Effective	
Maintain a separate server for confidential information.	Preventive	Andrea West	Substantially Effective	
Maintain a separate server for confidential information.	Preventive	Andrea West	Substantially Effective	
Business improvement plan developed and reviewed annually for each Department.	Detective	Andrea West	Fully Effective	
Maintain a separate server for confidential information.	Preventive	Andrea West	Fully Effective	

Risk Treatment Actions			
Action Title	Responsible Officer	Status	Due Date
Investigate the software market offerings for document security management	Andrea West	In Progress - 25%	26 Jun, 2019

Related Records	
KPI	- # of IP loss incidents, 01 Dec 2021 To 31 Dec 2021, OffTrack
KPI	- # of IP loss incidents, 01 Jan 2022 To 31 Jan 2022, OffTrack
KPI	- # of IP loss incidents, 01 Sep 2019 To 30 Sep 2019, OnTrack
KPI	- # of IP loss incidents, 01 Mar 2022 To 31 Mar 2022, OffTrack
KPI	- # of IP loss incidents, 01 Aug 2018 To 31 Aug 2018, OnTrack
KPI	- # of IP loss incidents, 01 Oct 2019 To 31 Oct 2019, OnTrack
KPI	- # of IP loss incidents, 01 Jun 2021 To 30 Jun 2021, OnTrack

KPI - # of IP loss incidents, 01 Mar 2020 To 31 Mar 2020, OnTrack
KPI - # of IP loss incidents, 01 Nov 2019 To 30 Nov 2019, OffTrack
KPI - # of IP loss incidents, 01 Oct 2018 To 31 Oct 2018, OnTrack
KPI - # of IP loss incidents, 01 Jun 2019 To 30 Jun 2019, OffTrack
KPI - # of IP loss incidents, 01 Jul 2018 To 31 Jul 2018, OnTrack
KPI - # of IP loss incidents, 01 Dec 2018 To 31 Dec 2018, OffTrack
KPI - # of IP loss incidents, 01 May 2022 To 31 May 2022, OffTrack
KPI - # of IP loss incidents, 01 Jan 2020 To 31 Jan 2020, OffTrack
KPI - # of IP loss incidents, 01 Dec 2020 To 31 Dec 2020, OffTrack
KPI - # of IP loss incidents, 01 Jan 2021 To 31 Jan 2021, OnTrack
KPI - # of IP loss incidents, 01 Apr 2022 To 30 Apr 2022, OffTrack
KPI - # of IP loss incidents, 01 Apr 2021 To 30 Apr 2021, OffTrack
KPI - # of IP loss incidents, 01 Mar 2021 To 31 Mar 2021, OffTrack
KPI - # of IP loss incidents, 01 Apr 2019 To 30 Apr 2019, OnTrack
KPI - # of IP loss incidents, 01 Jun 2022 To 30 Jun 2022, OffTrack
KPI - # of IP loss incidents, 01 Jul 2019 To 31 Jul 2019, OnTrack
KPI - # of IP loss incidents, 01 Oct 2021 To 31 Oct 2021, OffTrack
KPI - # of IP loss incidents, 01 Aug 2019 To 31 Aug 2019, OnTrack
KPI - # of IP loss incidents, 01 Aug 2020 To 31 Aug 2020, OffTrack
KPI - # of IP loss incidents, 01 Dec 2019 To 31 Dec 2019, OffTrack
KPI - # of IP loss incidents, 01 Nov 2018 To 30 Nov 2018, OffTrack
KPI - # of IP loss incidents, 01 Feb 2022 To 28 Feb 2022, OffTrack
KPI - # of IP loss incidents, 01 Apr 2020 To 30 Apr 2020, OnTrack
KPI - # of IP loss incidents, 01 Mar 2019 To 31 Mar 2019, OnTrack
KPI - # of IP loss incidents, 01 Feb 2021 To 28 Feb 2021, OffTrack
KPI - # of IP loss incidents, 01 Sep 2018 To 30 Sep 2018, OnTrack
KPI - # of IP loss incidents, 01 Nov 2020 To 30 Nov 2020, OnTrack
KPI - # of IP loss incidents, 01 Jun 2020 To 30 Jun 2020, OffTrack
KPI - # of IP loss incidents, 01 Nov 2021 To 30 Nov 2021, OffTrack
KPI - # of IP loss incidents, 01 Feb 2020 To 29 Feb 2020, OffTrack
KPI - # of IP loss incidents, 01 May 2019 To 31 May 2019, OnTrack
KPI - # of IP loss incidents, 01 Feb 2019 To 28 Feb 2019, OffTrack
KPI - # of IP loss incidents, 01 Jul 2021 To 31 Jul 2021, OffTrack
KPI - # of IP loss incidents, 01 Jul 2020 To 31 Jul 2020, OnTrack

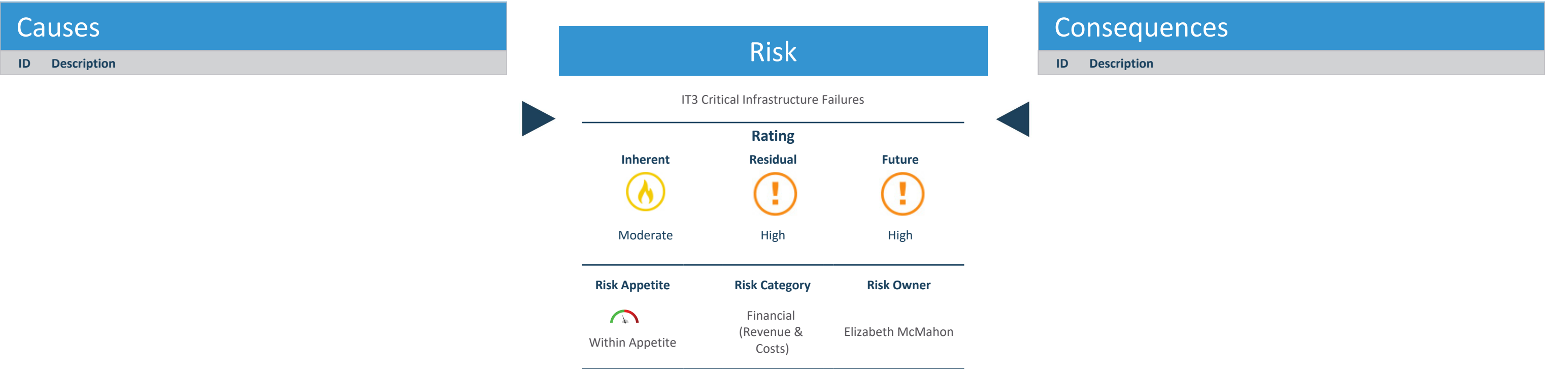
KPI - # of IP loss incidents, 01 Aug 2021 To 31 Aug 2021, OffTrack
KPI - # of IP loss incidents, 01 Jan 2019 To 31 Jan 2019, OffTrack
KPI - # of IP loss incidents, 01 Sep 2021 To 30 Sep 2021, OffTrack
KPI - # of IP loss incidents, 01 May 2020 To 31 May 2020, OnTrack
KPI - # of IP loss incidents, 01 Sep 2020 To 30 Sep 2020, OnTrack
KPI - # of IP loss incidents, 01 May 2021 To 31 May 2021, OnTrack
KPI - # of IP loss incidents, 01 Oct 2020 To 31 Oct 2020, OffTrack
KPI - # of IP loss incidents, 01 Dec 2021 To 31 Dec 2021, OffTrack
KPI - # of IP loss incidents, 01 Jan 2022 To 31 Jan 2022, OffTrack
KPI - # of IP loss incidents, 01 Sep 2019 To 30 Sep 2019, OnTrack
KPI - # of IP loss incidents, 01 Mar 2022 To 31 Mar 2022, OffTrack
KPI - # of IP loss incidents, 01 Aug 2018 To 31 Aug 2018, OnTrack
KPI - # of IP loss incidents, 01 Oct 2019 To 31 Oct 2019, OnTrack
KPI - # of IP loss incidents, 01 Jun 2021 To 30 Jun 2021, OnTrack
KPI - # of IP loss incidents, 01 Mar 2020 To 31 Mar 2020, OnTrack
KPI - # of IP loss incidents, 01 Nov 2019 To 30 Nov 2019, OffTrack
KPI - # of IP loss incidents, 01 Oct 2018 To 31 Oct 2018, OnTrack
KPI - # of IP loss incidents, 01 Jun 2019 To 30 Jun 2019, OffTrack
KPI - # of IP loss incidents, 01 Jul 2018 To 31 Jul 2018, OnTrack
KPI - # of IP loss incidents, 01 Dec 2018 To 31 Dec 2018, OffTrack
KPI - # of IP loss incidents, 01 May 2022 To 31 May 2022, OffTrack
KPI - # of IP loss incidents, 01 Jan 2020 To 31 Jan 2020, OffTrack
KPI - # of IP loss incidents, 01 Dec 2020 To 31 Dec 2020, OffTrack
KPI - # of IP loss incidents, 01 Jan 2021 To 31 Jan 2021, OnTrack
KPI - # of IP loss incidents, 01 Apr 2022 To 30 Apr 2022, OffTrack
KPI - # of IP loss incidents, 01 Apr 2021 To 30 Apr 2021, OffTrack
KPI - # of IP loss incidents, 01 Mar 2021 To 31 Mar 2021, OffTrack
KPI - # of IP loss incidents, 01 Apr 2019 To 30 Apr 2019, OnTrack
KPI - # of IP loss incidents, 01 Jun 2022 To 30 Jun 2022, OffTrack
KPI - # of IP loss incidents, 01 Jul 2019 To 31 Jul 2019, OnTrack
KPI - # of IP loss incidents, 01 Oct 2021 To 31 Oct 2021, OffTrack
KPI - # of IP loss incidents, 01 Aug 2019 To 31 Aug 2019, OnTrack
KPI - # of IP loss incidents, 01 Aug 2020 To 31 Aug 2020, OffTrack
KPI - # of IP loss incidents, 01 Dec 2019 To 31 Dec 2019, OffTrack

KPI - # of IP loss incidents, 01 Nov 2018 To 30 Nov 2018, OffTrack
KPI - # of IP loss incidents, 01 Feb 2022 To 28 Feb 2022, OffTrack
KPI - # of IP loss incidents, 01 Apr 2020 To 30 Apr 2020, OnTrack
KPI - # of IP loss incidents, 01 Mar 2019 To 31 Mar 2019, OnTrack
KPI - # of IP loss incidents, 01 Feb 2021 To 28 Feb 2021, OffTrack
KPI - # of IP loss incidents, 01 Sep 2018 To 30 Sep 2018, OnTrack
KPI - # of IP loss incidents, 01 Nov 2020 To 30 Nov 2020, OnTrack
KPI - # of IP loss incidents, 01 Jun 2020 To 30 Jun 2020, OffTrack
KPI - # of IP loss incidents, 01 Nov 2021 To 30 Nov 2021, OffTrack
KPI - # of IP loss incidents, 01 Feb 2020 To 29 Feb 2020, OffTrack
KPI - # of IP loss incidents, 01 May 2019 To 31 May 2019, OnTrack
KPI - # of IP loss incidents, 01 Feb 2019 To 28 Feb 2019, OffTrack
KPI - # of IP loss incidents, 01 Jul 2021 To 31 Jul 2021, OffTrack
KPI - # of IP loss incidents, 01 Jul 2020 To 31 Jul 2020, OnTrack
KPI - # of IP loss incidents, 01 Aug 2021 To 31 Aug 2021, OffTrack
KPI - # of IP loss incidents, 01 Jan 2019 To 31 Jan 2019, OffTrack
KPI - # of IP loss incidents, 01 Sep 2021 To 30 Sep 2021, OffTrack
KPI - # of IP loss incidents, 01 May 2020 To 31 May 2020, OnTrack
KPI - # of IP loss incidents, 01 Sep 2020 To 30 Sep 2020, OnTrack
KPI - # of IP loss incidents, 01 May 2021 To 31 May 2021, OnTrack
KPI - # of IP loss incidents, 01 Oct 2020 To 31 Oct 2020, OffTrack
Risk - SR8 Unauthorised release of confidential information - Moderate
Hierarchy - Dashboard Structure > Level 3 > Operational Risks
Hierarchy - CEO Dashboard > Level 2 > Key Risks
Hierarchy - Planing Hierarchy > Goal > An empowered workforce, supported by business systems, enabling service delivery excellence
KPI - # of IP loss incidents, 01 Feb 2020 To 29 Feb 2020, OffTrack
KPI - # of IP loss incidents, 01 May 2019 To 31 May 2019, OnTrack
KPI - # of IP loss incidents, 01 Feb 2019 To 28 Feb 2019, OffTrack
KPI - # of IP loss incidents, 01 Jul 2021 To 31 Jul 2021, OffTrack
KPI - # of IP loss incidents, 01 Jul 2020 To 31 Jul 2020, OnTrack
KPI - # of IP loss incidents, 01 Aug 2021 To 31 Aug 2021, OffTrack
KPI - # of IP loss incidents, 01 Jan 2019 To 31 Jan 2019, OffTrack
KPI - # of IP loss incidents, 01 Sep 2021 To 30 Sep 2021, OffTrack
KPI - # of IP loss incidents, 01 May 2020 To 31 May 2020, OnTrack

KPI - # of IP loss incidents, 01 Sep 2020 To 30 Sep 2020, OnTrack
KPI - # of IP loss incidents, 01 May 2021 To 31 May 2021, OnTrack
KPI - # of IP loss incidents, 01 Oct 2020 To 31 Oct 2020, OffTrack
Incident - INJ - 5 - An senior tech staff was stumbled in the restroom. , 02 Jan 2021
Compliances - CMS - 2178, Carrier Licensing, Due for Review
KPI - # of IP loss incidents, 01 Dec 2021 To 31 Dec 2021, OffTrack
KPI - # of IP loss incidents, 01 Jan 2022 To 31 Jan 2022, OffTrack
KPI - # of IP loss incidents, 01 Sep 2019 To 30 Sep 2019, OnTrack
KPI - # of IP loss incidents, 01 Mar 2022 To 31 Mar 2022, OffTrack
KPI - # of IP loss incidents, 01 Aug 2018 To 31 Aug 2018, OnTrack
KPI - # of IP loss incidents, 01 Oct 2019 To 31 Oct 2019, OnTrack
KPI - # of IP loss incidents, 01 Jun 2021 To 30 Jun 2021, OnTrack
KPI - # of IP loss incidents, 01 Mar 2020 To 31 Mar 2020, OnTrack
KPI - # of IP loss incidents, 01 Nov 2019 To 30 Nov 2019, OffTrack
KPI - # of IP loss incidents, 01 Oct 2018 To 31 Oct 2018, OnTrack
KPI - # of IP loss incidents, 01 Jun 2019 To 30 Jun 2019, OffTrack
KPI - # of IP loss incidents, 01 Jul 2018 To 31 Jul 2018, OnTrack
KPI - # of IP loss incidents, 01 Dec 2018 To 31 Dec 2018, OffTrack
KPI - # of IP loss incidents, 01 May 2022 To 31 May 2022, OffTrack
KPI - # of IP loss incidents, 01 Jan 2020 To 31 Jan 2020, OffTrack
KPI - # of IP loss incidents, 01 Dec 2020 To 31 Dec 2020, OffTrack
KPI - # of IP loss incidents, 01 Jan 2021 To 31 Jan 2021, OnTrack
KPI - # of IP loss incidents, 01 Apr 2022 To 30 Apr 2022, OffTrack
KPI - # of IP loss incidents, 01 Apr 2021 To 30 Apr 2021, OffTrack
KPI - # of IP loss incidents, 01 Mar 2021 To 31 Mar 2021, OffTrack
KPI - # of IP loss incidents, 01 Apr 2019 To 30 Apr 2019, OnTrack
KPI - # of IP loss incidents, 01 Jun 2022 To 30 Jun 2022, OffTrack
KPI - # of IP loss incidents, 01 Jul 2019 To 31 Jul 2019, OnTrack
KPI - # of IP loss incidents, 01 Oct 2021 To 31 Oct 2021, OffTrack
KPI - # of IP loss incidents, 01 Aug 2019 To 31 Aug 2019, OnTrack
KPI - # of IP loss incidents, 01 Aug 2020 To 31 Aug 2020, OffTrack
KPI - # of IP loss incidents, 01 Dec 2019 To 31 Dec 2019, OffTrack
KPI - # of IP loss incidents, 01 Nov 2018 To 30 Nov 2018, OffTrack
KPI - # of IP loss incidents, 01 Feb 2022 To 28 Feb 2022, OffTrack

KPI - # of IP loss incidents, 01 Apr 2020 To 30 Apr 2020, OnTrack
KPI - # of IP loss incidents, 01 Mar 2019 To 31 Mar 2019, OnTrack
KPI - # of IP loss incidents, 01 Feb 2021 To 28 Feb 2021, OffTrack
KPI - # of IP loss incidents, 01 Sep 2018 To 30 Sep 2018, OnTrack
KPI - # of IP loss incidents, 01 Nov 2020 To 30 Nov 2020, OnTrack
KPI - # of IP loss incidents, 01 Jun 2020 To 30 Jun 2020, OffTrack
KPI - # of IP loss incidents, 01 Nov 2021 To 30 Nov 2021, OffTrack
KPI - # of IP loss incidents, 01 Feb 2020 To 29 Feb 2020, OffTrack
KPI - # of IP loss incidents, 01 May 2019 To 31 May 2019, OnTrack
KPI - # of IP loss incidents, 01 Feb 2019 To 28 Feb 2019, OffTrack
KPI - # of IP loss incidents, 01 Jul 2021 To 31 Jul 2021, OffTrack
KPI - # of IP loss incidents, 01 Jul 2020 To 31 Jul 2020, OnTrack
KPI - # of IP loss incidents, 01 Aug 2021 To 31 Aug 2021, OffTrack
KPI - # of IP loss incidents, 01 Jan 2019 To 31 Jan 2019, OffTrack
KPI - # of IP loss incidents, 01 Sep 2021 To 30 Sep 2021, OffTrack
KPI - # of IP loss incidents, 01 May 2020 To 31 May 2020, OnTrack
KPI - # of IP loss incidents, 01 Sep 2020 To 30 Sep 2020, OnTrack
KPI - # of IP loss incidents, 01 May 2021 To 31 May 2021, OnTrack
KPI - # of IP loss incidents, 01 Oct 2020 To 31 Oct 2020, OffTrack
KPI - # of IP loss incidents, 01 Dec 2021 To 31 Dec 2021, OffTrack
KPI - # of IP loss incidents, 01 Jan 2022 To 31 Jan 2022, OffTrack
KPI - # of IP loss incidents, 01 Sep 2019 To 30 Sep 2019, OnTrack
KPI - # of IP loss incidents, 01 Mar 2022 To 31 Mar 2022, OffTrack
KPI - # of IP loss incidents, 01 Aug 2018 To 31 Aug 2018, OnTrack
KPI - # of IP loss incidents, 01 Oct 2019 To 31 Oct 2019, OnTrack
KPI - # of IP loss incidents, 01 Jun 2021 To 30 Jun 2021, OnTrack
KPI - # of IP loss incidents, 01 Mar 2020 To 31 Mar 2020, OnTrack
KPI - # of IP loss incidents, 01 Nov 2019 To 30 Nov 2019, OffTrack
KPI - # of IP loss incidents, 01 Oct 2018 To 31 Oct 2018, OnTrack
KPI - # of IP loss incidents, 01 Jun 2019 To 30 Jun 2019, OffTrack
KPI - # of IP loss incidents, 01 Jul 2018 To 31 Jul 2018, OnTrack
KPI - # of IP loss incidents, 01 Dec 2018 To 31 Dec 2018, OffTrack
KPI - # of IP loss incidents, 01 May 2022 To 31 May 2022, OffTrack
KPI - # of IP loss incidents, 01 Jan 2020 To 31 Jan 2020, OffTrack

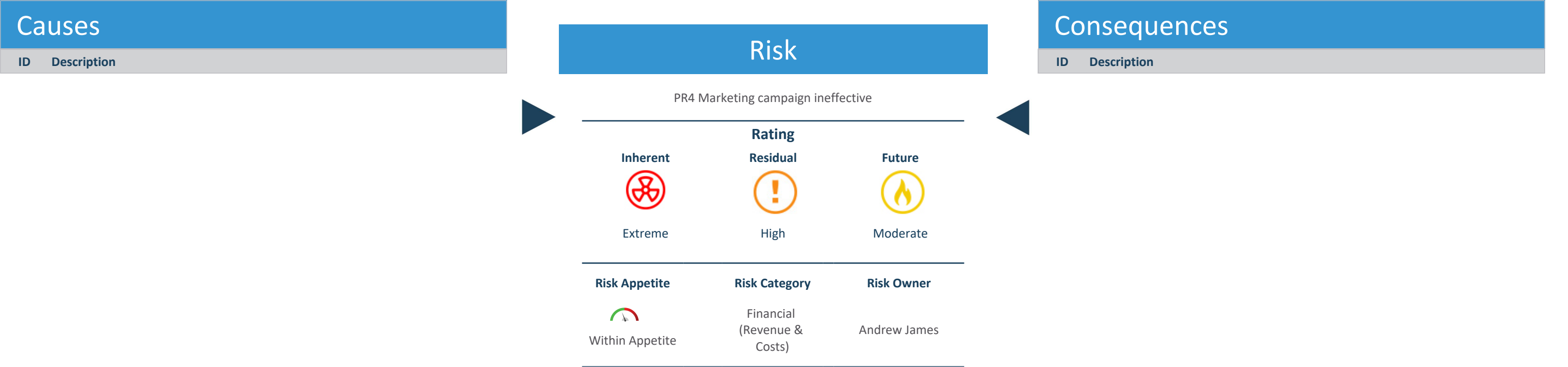
KPI - # of IP loss incidents, 01 Dec 2020 To 31 Dec 2020, OffTrack
KPI - # of IP loss incidents, 01 Jan 2021 To 31 Jan 2021, OnTrack
KPI - # of IP loss incidents, 01 Apr 2022 To 30 Apr 2022, OffTrack
KPI - # of IP loss incidents, 01 Apr 2021 To 30 Apr 2021, OffTrack
KPI - # of IP loss incidents, 01 Mar 2021 To 31 Mar 2021, OffTrack
KPI - # of IP loss incidents, 01 Apr 2019 To 30 Apr 2019, OnTrack
KPI - # of IP loss incidents, 01 Jun 2022 To 30 Jun 2022, OffTrack
KPI - # of IP loss incidents, 01 Jul 2019 To 31 Jul 2019, OnTrack
KPI - # of IP loss incidents, 01 Oct 2021 To 31 Oct 2021, OffTrack
KPI - # of IP loss incidents, 01 Aug 2019 To 31 Aug 2019, OnTrack
KPI - # of IP loss incidents, 01 Aug 2020 To 31 Aug 2020, OffTrack
KPI - # of IP loss incidents, 01 Dec 2019 To 31 Dec 2019, OffTrack
KPI - # of IP loss incidents, 01 Nov 2018 To 30 Nov 2018, OffTrack
KPI - # of IP loss incidents, 01 Feb 2022 To 28 Feb 2022, OffTrack
KPI - # of IP loss incidents, 01 Apr 2020 To 30 Apr 2020, OnTrack
KPI - # of IP loss incidents, 01 Mar 2019 To 31 Mar 2019, OnTrack
KPI - # of IP loss incidents, 01 Feb 2021 To 28 Feb 2021, OffTrack
KPI - # of IP loss incidents, 01 Sep 2018 To 30 Sep 2018, OnTrack
KPI - # of IP loss incidents, 01 Nov 2020 To 30 Nov 2020, OnTrack
KPI - # of IP loss incidents, 01 Jun 2020 To 30 Jun 2020, OffTrack
KPI - # of IP loss incidents, 01 Nov 2021 To 30 Nov 2021, OffTrack



Controls					Risk Treatment Actions			
Control Title	Control Type	Control Owner	Control Effectiveness	Linked Causes/Consequences ID	Action Title	Responsible Officer	Status	Due Date

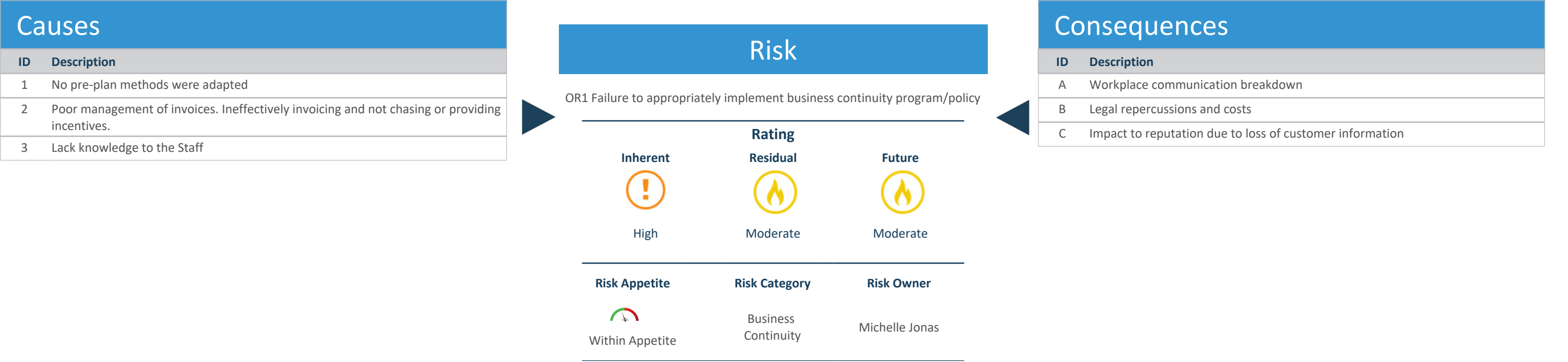
Related Records

Hierarchy - Dashboard Structure > Level 3 > Corporate Risks



Controls					Risk Treatment Actions			
Control Title	Control Type	Control Owner	Control Effectiveness	Linked Causes/ Consequences ID	Action Title	Responsible Officer	Status	Due Date

Related Records



Controls				
Control Title	Control Type	Control Owner	Control Effectiveness	Linked Causes/Consequences ID
Agreed timeframes for strategic initiatives	Preventive	Susan Wright	Largely Ineffective	
Insufficient resources available to perform work	Preventive	Elizabeth McMahon	Partially Effective	

Risk Treatment Actions			
Action Title	Responsible Officer	Status	Due Date

Related Records	
Risk - SR1 Poor results from company and product acquisitions - Moderate	
Hierarchy - Dashboard Structure > Level 3 > Operational Risks	
Hierarchy - CEO Dashboard > Level 2 > Key Risks	
Hierarchy - Planing Hierarchy > Action > Undertake regular analysis and report on the financial performance of our customers	
KPI - \$ YTD Actual to Budget – Value of Approved Work, 01 Nov 2019 To 30 Nov 2019, OnTrack	
KPI - \$ YTD Actual to Budget – Value of Approved Work, 01 Feb 2020 To 29 Feb 2020, OffTrack	
KPI - \$ YTD Actual to Budget – Value of Approved Work, 01 Jan 2019 To 31 Jan 2019, OnTrack	
KPI - \$ YTD Actual to Budget – Value of Approved Work, 01 Jun 2019 To 30 Jun 2019, OffTrack	
KPI - \$ YTD Actual to Budget – Value of Approved Work, 01 Oct 2019 To 31 Oct 2019, OnTrack	
KPI - \$ YTD Actual to Budget – Value of Approved Work, 01 Jul 2020 To 31 Jul 2020, OnTrack	
KPI - \$ YTD Actual to Budget – Value of Approved Work, 01 Nov 2017 To 30 Nov 2017, OffTrack	
KPI - \$ YTD Actual to Budget – Value of Approved Work, 01 May 2020 To 31 May 2020, OffTrack	

KPI - \$ YTD Actual to Budget – Value of Approved Work, 01 Aug 2017 To 31 Aug 2017, Monitor
KPI - \$ YTD Actual to Budget – Value of Approved Work, 01 Feb 2019 To 28 Feb 2019, OffTrack
KPI - \$ YTD Actual to Budget – Value of Approved Work, 01 Sep 2020 To 30 Sep 2020, OnTrack
KPI - \$ YTD Actual to Budget – Value of Approved Work, 01 Jul 2018 To 31 Jul 2018, OnTrack
KPI - \$ YTD Actual to Budget – Value of Approved Work, 01 Aug 2019 To 31 Aug 2019, OnTrack
KPI - \$ YTD Actual to Budget – Value of Approved Work, 01 Dec 2018 To 31 Dec 2018, OnTrack
KPI - \$ YTD Actual to Budget – Value of Approved Work, 01 Mar 2018 To 31 Mar 2018, OnTrack
KPI - \$ YTD Actual to Budget – Value of Approved Work, 01 Aug 2018 To 31 Aug 2018, OnTrack
KPI - \$ YTD Actual to Budget – Value of Approved Work, 01 Jul 2017 To 31 Jul 2017, OffTrack
KPI - \$ YTD Actual to Budget – Value of Approved Work, 01 Jun 2020 To 30 Jun 2020, OffTrack
KPI - \$ YTD Actual to Budget – Value of Approved Work, 01 Sep 2019 To 30 Sep 2019, OnTrack
KPI - \$ YTD Actual to Budget – Value of Approved Work, 01 Mar 2020 To 31 Mar 2020, OffTrack
KPI - \$ YTD Actual to Budget – Value of Approved Work, 01 Jan 2018 To 31 Jan 2018, OnTrack
KPI - \$ YTD Actual to Budget – Value of Approved Work, 01 Feb 2018 To 28 Feb 2018, OnTrack
KPI - \$ YTD Actual to Budget – Value of Approved Work, 01 Mar 2021 To 31 Mar 2021, OnTrack
KPI - \$ YTD Actual to Budget – Value of Approved Work, 01 Oct 2020 To 31 Oct 2020, OnTrack
KPI - \$ YTD Actual to Budget – Value of Approved Work, 01 Nov 2018 To 30 Nov 2018, OnTrack
KPI - \$ YTD Actual to Budget – Value of Approved Work, 01 Apr 2018 To 30 Apr 2018, OnTrack
KPI - \$ YTD Actual to Budget – Value of Approved Work, 01 Apr 2021 To 30 Apr 2021, OffTrack
KPI - \$ YTD Actual to Budget – Value of Approved Work, 01 Jan 2020 To 31 Jan 2020, OnTrack
KPI - \$ YTD Actual to Budget – Value of Approved Work, 01 Nov 2020 To 30 Nov 2020, OffTrack
KPI - \$ YTD Actual to Budget – Value of Approved Work, 01 Feb 2021 To 28 Feb 2021, OffTrack
KPI - \$ YTD Actual to Budget – Value of Approved Work, 01 Sep 2017 To 30 Sep 2017, OffTrack
KPI - \$ YTD Actual to Budget – Value of Approved Work, 01 Dec 2019 To 31 Dec 2019, OnTrack
KPI - \$ YTD Actual to Budget – Value of Approved Work, 01 Apr 2019 To 30 Apr 2019, OffTrack
KPI - \$ YTD Actual to Budget – Value of Approved Work, 01 Dec 2020 To 31 Dec 2020, OffTrack
KPI - \$ YTD Actual to Budget - Services Delivered, 01 Feb 2021 To 28 Feb 2021, OffTrack
KPI - \$ YTD Actual to Budget - Services Delivered, 01 Aug 2021 To 31 Aug 2021, OffTrack
KPI - \$ YTD Actual to Budget - Services Delivered, 01 Aug 2018 To 31 Aug 2018, OffTrack
KPI - \$ YTD Actual to Budget - Services Delivered, 01 Nov 2020 To 30 Nov 2020, OffTrack
KPI - \$ YTD Actual to Budget - Services Delivered, 01 Jul 2017 To 31 Jul 2017, Monitor
KPI - \$ YTD Actual to Budget - Services Delivered, 01 Oct 2019 To 31 Oct 2019, OnTrack
KPI - \$ YTD Actual to Budget - Services Delivered, 01 Jun 2021 To 30 Jun 2021, OffTrack
KPI - \$ YTD Actual to Budget - Services Delivered, 01 Nov 2019 To 30 Nov 2019, OnTrack

KPI - \$ YTD Actual to Budget - Services Delivered, 01 Mar 2022 To 31 Mar 2022, OffTrack
KPI - \$ YTD Actual to Budget - Services Delivered, 01 Aug 2020 To 31 Aug 2020, OffTrack
KPI - \$ YTD Actual to Budget - Services Delivered, 01 Aug 2017 To 31 Aug 2017, Monitor
KPI - \$ YTD Actual to Budget - Services Delivered, 01 May 2020 To 31 May 2020, OnTrack
KPI - \$ YTD Actual to Budget - Services Delivered, 01 Oct 2018 To 31 Oct 2018, OnTrack
KPI - \$ YTD Actual to Budget - Services Delivered, 01 May 2019 To 31 May 2019, OnTrack
KPI - \$ YTD Actual to Budget - Services Delivered, 01 Jan 2020 To 31 Jan 2020, OnTrack
KPI - \$ YTD Actual to Budget - Services Delivered, 01 Jun 2022 To 30 Jun 2022, OffTrack
KPI - \$ YTD Actual to Budget - Services Delivered, 01 Apr 2022 To 30 Apr 2022, OffTrack
KPI - \$ YTD Actual to Budget - Services Delivered, 01 Jun 2020 To 30 Jun 2020, OnTrack
KPI - \$ YTD Actual to Budget - Services Delivered, 01 Mar 2019 To 31 Mar 2019, OnTrack
KPI - \$ YTD Actual to Budget - Services Delivered, 01 Oct 2020 To 31 Oct 2020, OffTrack
KPI - \$ YTD Actual to Budget - Services Delivered, 01 Jul 2018 To 31 Jul 2018, OffTrack
KPI - \$ YTD Actual to Budget - Services Delivered, 01 Sep 2020 To 30 Sep 2020, OffTrack
KPI - \$ YTD Actual to Budget - Services Delivered, 01 Apr 2021 To 30 Apr 2021, OffTrack
KPI - \$ YTD Actual to Budget - Services Delivered, 01 Jan 2018 To 31 Jan 2018, OffTrack
KPI - \$ YTD Actual to Budget - Services Delivered, 01 May 2021 To 31 May 2021, OffTrack
KPI - \$ YTD Actual to Budget - Services Delivered, 01 Dec 2021 To 31 Dec 2021, OffTrack
KPI - \$ YTD Actual to Budget - Services Delivered, 01 Feb 2020 To 29 Feb 2020, OnTrack
KPI - \$ YTD Actual to Budget - Services Delivered, 01 Jun 2018 To 30 Jun 2018, OffTrack
KPI - \$ YTD Actual to Budget - Services Delivered, 01 Oct 2017 To 31 Oct 2017, Monitor
KPI - \$ YTD Actual to Budget - Services Delivered, 01 Mar 2018 To 31 Mar 2018, OffTrack
KPI - \$ YTD Actual to Budget - Services Delivered, 01 Jan 2022 To 31 Jan 2022, OffTrack
KPI - \$ YTD Actual to Budget - Services Delivered, 01 Sep 2017 To 30 Sep 2017, Monitor
KPI - \$ YTD Actual to Budget - Services Delivered, 01 Nov 2021 To 30 Nov 2021, OffTrack
KPI - \$ YTD Actual to Budget - Services Delivered, 01 May 2018 To 31 May 2018, OffTrack
KPI - \$ YTD Actual to Budget - Services Delivered, 01 Mar 2021 To 31 Mar 2021, OffTrack
KPI - \$ YTD Actual to Budget - Services Delivered, 01 Jul 2021 To 31 Jul 2021, OffTrack
KPI - \$ YTD Actual to Budget - Services Delivered, 01 Dec 2019 To 31 Dec 2019, OnTrack
KPI - \$ YTD Actual to Budget - Services Delivered, 01 Sep 2019 To 30 Sep 2019, OffTrack
KPI - \$ YTD Actual to Budget - Services Delivered, 01 Jun 2019 To 30 Jun 2019, OnTrack
KPI - \$ YTD Actual to Budget - Services Delivered, 01 Jan 2019 To 31 Jan 2019, OnTrack
KPI - \$ YTD Actual to Budget - Services Delivered, 01 Jul 2020 To 31 Jul 2020, OffTrack
KPI - \$ YTD Actual to Budget - Services Delivered, 01 Nov 2018 To 30 Nov 2018, OnTrack

KPI - \$ YTD Actual to Budget - Services Delivered, 01 Apr 2018 To 30 Apr 2018, OffTrack
KPI - \$ YTD Actual to Budget - Services Delivered, 01 Sep 2021 To 30 Sep 2021, OffTrack
KPI - \$ YTD Actual to Budget - Services Delivered, 01 Nov 2017 To 30 Nov 2017, Monitor
KPI - \$ YTD Actual to Budget - Services Delivered, 01 Dec 2018 To 31 Dec 2018, OnTrack
KPI - \$ YTD Actual to Budget - Services Delivered, 01 Feb 2018 To 28 Feb 2018, OffTrack
KPI - \$ YTD Actual to Budget - Services Delivered, 01 Mar 2020 To 31 Mar 2020, OnTrack
KPI - \$ YTD Actual to Budget - Services Delivered, 01 Apr 2020 To 30 Apr 2020, OnTrack
KPI - \$ YTD Actual to Budget - Services Delivered, 01 Oct 2021 To 31 Oct 2021, OffTrack
KPI - \$ YTD Actual to Budget - Services Delivered, 01 Dec 2020 To 31 Dec 2020, OffTrack
KPI - \$ YTD Actual to Budget - Services Delivered, 01 Aug 2019 To 31 Aug 2019, OffTrack
KPI - \$ YTD Actual to Budget - Services Delivered, 01 Jan 2021 To 31 Jan 2021, OffTrack
KPI - \$ YTD Actual to Budget - Services Delivered, 01 May 2022 To 31 May 2022, OffTrack
KPI - \$ YTD Actual to Budget - Services Delivered, 01 Sep 2018 To 30 Sep 2018, OffTrack
KPI - \$ YTD Actual to Budget - Services Delivered, 01 Feb 2022 To 28 Feb 2022, OffTrack
KPI - \$ YTD Actual to Budget - Services Delivered, 01 Jul 2019 To 31 Jul 2019, OffTrack
KPI - \$ YTD Actual to Budget - Services Delivered, 01 Feb 2019 To 28 Feb 2019, OnTrack
KPI - \$ YTD Actual to Budget - Services Delivered, 01 Apr 2019 To 30 Apr 2019, OnTrack
KPI - \$ YTD Actual to Budget - Services Delivered, 01 Dec 2017 To 31 Dec 2017, OffTrack
Incident - INJ - 4 - Tripping injury to member of the staff in breakroom, 16 Jan 2021
KPI - \$ YTD Actual to Budget – Value of Approved Work, 01 Mar 2019 To 31 Mar 2019, OffTrack
KPI - \$ YTD Actual to Budget – Value of Approved Work, 01 May 2018 To 31 May 2018, OnTrack
KPI - \$ YTD Actual to Budget – Value of Approved Work, 01 Oct 2018 To 31 Oct 2018, OnTrack
KPI - \$ YTD Actual to Budget – Value of Approved Work, 01 Apr 2020 To 30 Apr 2020, OffTrack
KPI - \$ YTD Actual to Budget – Value of Approved Work, 01 Dec 2017 To 31 Dec 2017, OnTrack
KPI - \$ YTD Actual to Budget – Value of Approved Work, 01 May 2021 To 31 May 2021, OnTrack
KPI - \$ YTD Actual to Budget – Value of Approved Work, 01 Jul 2019 To 31 Jul 2019, OnTrack
KPI - \$ YTD Actual to Budget – Value of Approved Work, 01 Oct 2017 To 31 Oct 2017, OffTrack
KPI - \$ YTD Actual to Budget – Value of Approved Work, 01 Jun 2021 To 30 Jun 2021, OffTrack
KPI - \$ YTD Actual to Budget – Value of Approved Work, 01 Aug 2020 To 31 Aug 2020, OffTrack
KPI - \$ YTD Actual to Budget – Value of Approved Work, 01 Jun 2018 To 30 Jun 2018, OnTrack
KPI - \$ YTD Actual to Budget – Value of Approved Work, 01 Sep 2018 To 30 Sep 2018, OnTrack
KPI - \$ YTD Actual to Budget – Value of Approved Work, 01 May 2019 To 31 May 2019, OffTrack
KPI - \$ YTD Actual to Budget – Value of Approved Work, 01 Jan 2021 To 31 Jan 2021, OffTrack
KPI - \$ YTD Actual to Budget – Value of Approved Work, 01 Nov 2019 To 30 Nov 2019, OnTrack

KPI - \$ YTD Actual to Budget – Value of Approved Work, 01 Feb 2020 To 29 Feb 2020, OffTrack
KPI - \$ YTD Actual to Budget – Value of Approved Work, 01 Jan 2019 To 31 Jan 2019, OnTrack
KPI - \$ YTD Actual to Budget – Value of Approved Work, 01 Jun 2019 To 30 Jun 2019, OffTrack
KPI - \$ YTD Actual to Budget – Value of Approved Work, 01 Oct 2019 To 31 Oct 2019, OnTrack
KPI - \$ YTD Actual to Budget – Value of Approved Work, 01 Jul 2020 To 31 Jul 2020, OnTrack
KPI - \$ YTD Actual to Budget – Value of Approved Work, 01 Nov 2017 To 30 Nov 2017, OffTrack
KPI - \$ YTD Actual to Budget – Value of Approved Work, 01 May 2020 To 31 May 2020, OffTrack
KPI - \$ YTD Actual to Budget – Value of Approved Work, 01 Aug 2017 To 31 Aug 2017, Monitor
KPI - \$ YTD Actual to Budget – Value of Approved Work, 01 Feb 2019 To 28 Feb 2019, OffTrack
KPI - \$ YTD Actual to Budget – Value of Approved Work, 01 Sep 2020 To 30 Sep 2020, OnTrack
KPI - \$ YTD Actual to Budget – Value of Approved Work, 01 Jul 2018 To 31 Jul 2018, OnTrack
KPI - \$ YTD Actual to Budget – Value of Approved Work, 01 Aug 2019 To 31 Aug 2019, OnTrack
KPI - \$ YTD Actual to Budget – Value of Approved Work, 01 Dec 2018 To 31 Dec 2018, OnTrack
KPI - \$ YTD Actual to Budget – Value of Approved Work, 01 Mar 2019 To 31 Mar 2019, OffTrack
KPI - \$ YTD Actual to Budget – Value of Approved Work, 01 May 2018 To 31 May 2018, OnTrack
KPI - \$ YTD Actual to Budget – Value of Approved Work, 01 Oct 2018 To 31 Oct 2018, OnTrack
KPI - \$ YTD Actual to Budget – Value of Approved Work, 01 Apr 2020 To 30 Apr 2020, OffTrack
KPI - \$ YTD Actual to Budget – Value of Approved Work, 01 Dec 2017 To 31 Dec 2017, OnTrack
KPI - \$ YTD Actual to Budget – Value of Approved Work, 01 May 2021 To 31 May 2021, OnTrack
KPI - \$ YTD Actual to Budget – Value of Approved Work, 01 Jul 2019 To 31 Jul 2019, OnTrack
KPI - \$ YTD Actual to Budget – Value of Approved Work, 01 Oct 2017 To 31 Oct 2017, OffTrack
KPI - \$ YTD Actual to Budget – Value of Approved Work, 01 Jun 2021 To 30 Jun 2021, OffTrack
KPI - \$ YTD Actual to Budget – Value of Approved Work, 01 Aug 2020 To 31 Aug 2020, OffTrack
KPI - \$ YTD Actual to Budget – Value of Approved Work, 01 Jun 2018 To 30 Jun 2018, OnTrack
KPI - \$ YTD Actual to Budget – Value of Approved Work, 01 Sep 2018 To 30 Sep 2018, OnTrack
KPI - \$ YTD Actual to Budget – Value of Approved Work, 01 May 2019 To 31 May 2019, OffTrack
KPI - \$ YTD Actual to Budget – Value of Approved Work, 01 Jan 2021 To 31 Jan 2021, OffTrack
KPI - \$ YTD Actual to Budget – Value of Approved Work, 01 Nov 2019 To 30 Nov 2019, OnTrack
KPI - \$ YTD Actual to Budget – Value of Approved Work, 01 Feb 2020 To 29 Feb 2020, OffTrack
KPI - \$ YTD Actual to Budget – Value of Approved Work, 01 Jan 2019 To 31 Jan 2019, OnTrack
KPI - \$ YTD Actual to Budget – Value of Approved Work, 01 Jun 2019 To 30 Jun 2019, OffTrack
KPI - \$ YTD Actual to Budget – Value of Approved Work, 01 Oct 2019 To 31 Oct 2019, OnTrack
KPI - \$ YTD Actual to Budget – Value of Approved Work, 01 Jul 2020 To 31 Jul 2020, OnTrack
KPI - \$ YTD Actual to Budget – Value of Approved Work, 01 Nov 2017 To 30 Nov 2017, OffTrack

KPI - \$ YTD Actual to Budget – Value of Approved Work, 01 May 2020 To 31 May 2020, OffTrack
KPI - \$ YTD Actual to Budget – Value of Approved Work, 01 Aug 2017 To 31 Aug 2017, Monitor
KPI - \$ YTD Actual to Budget – Value of Approved Work, 01 Feb 2019 To 28 Feb 2019, OffTrack
KPI - \$ YTD Actual to Budget – Value of Approved Work, 01 Sep 2020 To 30 Sep 2020, OnTrack
KPI - \$ YTD Actual to Budget – Value of Approved Work, 01 Jul 2018 To 31 Jul 2018, OnTrack
KPI - \$ YTD Actual to Budget – Value of Approved Work, 01 Aug 2019 To 31 Aug 2019, OnTrack
KPI - \$ YTD Actual to Budget – Value of Approved Work, 01 Dec 2018 To 31 Dec 2018, OnTrack
KPI - \$ YTD Actual to Budget – Value of Approved Work, 01 Mar 2018 To 31 Mar 2018, OnTrack
KPI - \$ YTD Actual to Budget – Value of Approved Work, 01 Aug 2018 To 31 Aug 2018, OnTrack
KPI - \$ YTD Actual to Budget – Value of Approved Work, 01 Jul 2017 To 31 Jul 2017, OffTrack
KPI - \$ YTD Actual to Budget – Value of Approved Work, 01 Jun 2020 To 30 Jun 2020, OffTrack
KPI - \$ YTD Actual to Budget – Value of Approved Work, 01 Sep 2019 To 30 Sep 2019, OnTrack
KPI - \$ YTD Actual to Budget – Value of Approved Work, 01 Mar 2020 To 31 Mar 2020, OffTrack
KPI - \$ YTD Actual to Budget – Value of Approved Work, 01 Jan 2018 To 31 Jan 2018, OnTrack
KPI - \$ YTD Actual to Budget – Value of Approved Work, 01 Feb 2018 To 28 Feb 2018, OnTrack
KPI - \$ YTD Actual to Budget – Value of Approved Work, 01 Mar 2021 To 31 Mar 2021, OnTrack
KPI - \$ YTD Actual to Budget – Value of Approved Work, 01 Oct 2020 To 31 Oct 2020, OnTrack
KPI - \$ YTD Actual to Budget – Value of Approved Work, 01 Nov 2018 To 30 Nov 2018, OnTrack
KPI - \$ YTD Actual to Budget – Value of Approved Work, 01 Apr 2018 To 30 Apr 2018, OnTrack
KPI - \$ YTD Actual to Budget – Value of Approved Work, 01 Apr 2021 To 30 Apr 2021, OffTrack
KPI - \$ YTD Actual to Budget – Value of Approved Work, 01 Jan 2020 To 31 Jan 2020, OnTrack
KPI - \$ YTD Actual to Budget – Value of Approved Work, 01 Nov 2020 To 30 Nov 2020, OffTrack
KPI - \$ YTD Actual to Budget – Value of Approved Work, 01 Feb 2021 To 28 Feb 2021, OffTrack
KPI - \$ YTD Actual to Budget – Value of Approved Work, 01 Sep 2017 To 30 Sep 2017, OffTrack
KPI - \$ YTD Actual to Budget – Value of Approved Work, 01 Dec 2019 To 31 Dec 2019, OnTrack
KPI - \$ YTD Actual to Budget – Value of Approved Work, 01 Apr 2019 To 30 Apr 2019, OffTrack
KPI - \$ YTD Actual to Budget – Value of Approved Work, 01 Dec 2020 To 31 Dec 2020, OffTrack
KPI - \$ YTD Actual to Budget – Value of Approved Work, 01 Mar 2019 To 31 Mar 2019, OffTrack
KPI - \$ YTD Actual to Budget – Value of Approved Work, 01 May 2018 To 31 May 2018, OnTrack
KPI - \$ YTD Actual to Budget – Value of Approved Work, 01 Oct 2018 To 31 Oct 2018, OnTrack
KPI - \$ YTD Actual to Budget – Value of Approved Work, 01 Apr 2020 To 30 Apr 2020, OffTrack
KPI - \$ YTD Actual to Budget – Value of Approved Work, 01 Dec 2017 To 31 Dec 2017, OnTrack
KPI - \$ YTD Actual to Budget – Value of Approved Work, 01 May 2021 To 31 May 2021, OnTrack
KPI - \$ YTD Actual to Budget – Value of Approved Work, 01 Jul 2019 To 31 Jul 2019, OnTrack

KPI - \$ YTD Actual to Budget – Value of Approved Work, 01 Oct 2017 To 31 Oct 2017, OffTrack
KPI - \$ YTD Actual to Budget – Value of Approved Work, 01 Jun 2021 To 30 Jun 2021, OffTrack
KPI - \$ YTD Actual to Budget – Value of Approved Work, 01 Aug 2020 To 31 Aug 2020, OffTrack
KPI - \$ YTD Actual to Budget – Value of Approved Work, 01 Jun 2018 To 30 Jun 2018, OnTrack
KPI - \$ YTD Actual to Budget – Value of Approved Work, 01 Sep 2018 To 30 Sep 2018, OnTrack
KPI - \$ YTD Actual to Budget – Value of Approved Work, 01 May 2019 To 31 May 2019, OffTrack
KPI - \$ YTD Actual to Budget – Value of Approved Work, 01 Jan 2021 To 31 Jan 2021, OffTrack
KPI - \$ YTD Actual to Budget – Value of Approved Work, 01 Nov 2019 To 30 Nov 2019, OnTrack
KPI - \$ YTD Actual to Budget – Value of Approved Work, 01 Feb 2020 To 29 Feb 2020, OffTrack
KPI - \$ YTD Actual to Budget – Value of Approved Work, 01 Jan 2019 To 31 Jan 2019, OnTrack
KPI - \$ YTD Actual to Budget – Value of Approved Work, 01 Jun 2019 To 30 Jun 2019, OffTrack
KPI - \$ YTD Actual to Budget – Value of Approved Work, 01 Oct 2019 To 31 Oct 2019, OnTrack
KPI - \$ YTD Actual to Budget – Value of Approved Work, 01 Jul 2020 To 31 Jul 2020, OnTrack
KPI - \$ YTD Actual to Budget – Value of Approved Work, 01 Nov 2017 To 30 Nov 2017, OffTrack
KPI - \$ YTD Actual to Budget – Value of Approved Work, 01 May 2020 To 31 May 2020, OffTrack
KPI - \$ YTD Actual to Budget – Value of Approved Work, 01 Mar 2018 To 31 Mar 2018, OnTrack
KPI - \$ YTD Actual to Budget – Value of Approved Work, 01 Aug 2018 To 31 Aug 2018, OnTrack
KPI - \$ YTD Actual to Budget – Value of Approved Work, 01 Jul 2017 To 31 Jul 2017, OffTrack
KPI - \$ YTD Actual to Budget – Value of Approved Work, 01 Jun 2020 To 30 Jun 2020, OffTrack
KPI - \$ YTD Actual to Budget – Value of Approved Work, 01 Sep 2019 To 30 Sep 2019, OnTrack
KPI - \$ YTD Actual to Budget – Value of Approved Work, 01 Mar 2020 To 31 Mar 2020, OffTrack
KPI - \$ YTD Actual to Budget – Value of Approved Work, 01 Jan 2018 To 31 Jan 2018, OnTrack
KPI - \$ YTD Actual to Budget – Value of Approved Work, 01 Feb 2018 To 28 Feb 2018, OnTrack
KPI - \$ YTD Actual to Budget – Value of Approved Work, 01 Mar 2021 To 31 Mar 2021, OnTrack
KPI - \$ YTD Actual to Budget – Value of Approved Work, 01 Oct 2020 To 31 Oct 2020, OnTrack
KPI - \$ YTD Actual to Budget – Value of Approved Work, 01 Nov 2018 To 30 Nov 2018, OnTrack
KPI - \$ YTD Actual to Budget – Value of Approved Work, 01 Apr 2018 To 30 Apr 2018, OnTrack
KPI - \$ YTD Actual to Budget – Value of Approved Work, 01 Apr 2021 To 30 Apr 2021, OffTrack
KPI - \$ YTD Actual to Budget – Value of Approved Work, 01 Jan 2020 To 31 Jan 2020, OnTrack
KPI - \$ YTD Actual to Budget – Value of Approved Work, 01 Nov 2020 To 30 Nov 2020, OffTrack
KPI - \$ YTD Actual to Budget – Value of Approved Work, 01 Feb 2021 To 28 Feb 2021, OffTrack
KPI - \$ YTD Actual to Budget – Value of Approved Work, 01 Sep 2017 To 30 Sep 2017, OffTrack
KPI - \$ YTD Actual to Budget – Value of Approved Work, 01 Dec 2019 To 31 Dec 2019, OnTrack
KPI - \$ YTD Actual to Budget – Value of Approved Work, 01 Apr 2019 To 30 Apr 2019, OffTrack

KPI - \$ YTD Actual to Budget – Value of Approved Work, 01 Dec 2020 To 31 Dec 2020, OffTrack
KPI - \$ YTD Actual to Budget – Value of Approved Work, 01 Aug 2017 To 31 Aug 2017, Monitor
KPI - \$ YTD Actual to Budget – Value of Approved Work, 01 Feb 2019 To 28 Feb 2019, OffTrack
KPI - \$ YTD Actual to Budget – Value of Approved Work, 01 Sep 2020 To 30 Sep 2020, OnTrack
KPI - \$ YTD Actual to Budget – Value of Approved Work, 01 Jul 2018 To 31 Jul 2018, OnTrack
KPI - \$ YTD Actual to Budget – Value of Approved Work, 01 Aug 2019 To 31 Aug 2019, OnTrack
KPI - \$ YTD Actual to Budget – Value of Approved Work, 01 Dec 2018 To 31 Dec 2018, OnTrack
KPI - \$ YTD Actual to Budget – Value of Approved Work, 01 Mar 2018 To 31 Mar 2018, OnTrack
KPI - \$ YTD Actual to Budget – Value of Approved Work, 01 Aug 2018 To 31 Aug 2018, OnTrack
KPI - \$ YTD Actual to Budget – Value of Approved Work, 01 Jul 2017 To 31 Jul 2017, OffTrack
KPI - \$ YTD Actual to Budget – Value of Approved Work, 01 Jun 2020 To 30 Jun 2020, OffTrack
KPI - \$ YTD Actual to Budget – Value of Approved Work, 01 Sep 2019 To 30 Sep 2019, OnTrack
KPI - \$ YTD Actual to Budget – Value of Approved Work, 01 Mar 2020 To 31 Mar 2020, OffTrack
KPI - \$ YTD Actual to Budget – Value of Approved Work, 01 Jan 2018 To 31 Jan 2018, OnTrack
KPI - \$ YTD Actual to Budget – Value of Approved Work, 01 Feb 2018 To 28 Feb 2018, OnTrack
KPI - \$ YTD Actual to Budget – Value of Approved Work, 01 Mar 2021 To 31 Mar 2021, OnTrack
KPI - \$ YTD Actual to Budget – Value of Approved Work, 01 Oct 2020 To 31 Oct 2020, OnTrack
KPI - \$ YTD Actual to Budget – Value of Approved Work, 01 Nov 2018 To 30 Nov 2018, OnTrack
KPI - \$ YTD Actual to Budget – Value of Approved Work, 01 Apr 2018 To 30 Apr 2018, OnTrack
KPI - \$ YTD Actual to Budget – Value of Approved Work, 01 Apr 2021 To 30 Apr 2021, OffTrack
KPI - \$ YTD Actual to Budget – Value of Approved Work, 01 Jan 2020 To 31 Jan 2020, OnTrack
KPI - \$ YTD Actual to Budget – Value of Approved Work, 01 Nov 2020 To 30 Nov 2020, OffTrack
KPI - \$ YTD Actual to Budget – Value of Approved Work, 01 Feb 2021 To 28 Feb 2021, OffTrack
KPI - \$ YTD Actual to Budget – Value of Approved Work, 01 Sep 2017 To 30 Sep 2017, OffTrack
KPI - \$ YTD Actual to Budget – Value of Approved Work, 01 Dec 2019 To 31 Dec 2019, OnTrack
KPI - \$ YTD Actual to Budget – Value of Approved Work, 01 Apr 2019 To 30 Apr 2019, OffTrack
KPI - \$ YTD Actual to Budget – Value of Approved Work, 01 Dec 2020 To 31 Dec 2020, OffTrack
KPI - \$ YTD Actual to Budget - Services Delivered, 01 Feb 2021 To 28 Feb 2021, OffTrack
KPI - \$ YTD Actual to Budget - Services Delivered, 01 Aug 2021 To 31 Aug 2021, OffTrack
KPI - \$ YTD Actual to Budget - Services Delivered, 01 Aug 2018 To 31 Aug 2018, OffTrack
KPI - \$ YTD Actual to Budget - Services Delivered, 01 Nov 2020 To 30 Nov 2020, OffTrack
KPI - \$ YTD Actual to Budget - Services Delivered, 01 Jul 2017 To 31 Jul 2017, Monitor
KPI - \$ YTD Actual to Budget - Services Delivered, 01 Oct 2019 To 31 Oct 2019, OnTrack
KPI - \$ YTD Actual to Budget - Services Delivered, 01 Jun 2021 To 30 Jun 2021, OffTrack

KPI - \$ YTD Actual to Budget - Services Delivered, 01 Nov 2019 To 30 Nov 2019, OnTrack
KPI - \$ YTD Actual to Budget - Services Delivered, 01 Mar 2022 To 31 Mar 2022, OffTrack
KPI - \$ YTD Actual to Budget - Services Delivered, 01 Aug 2020 To 31 Aug 2020, OffTrack
KPI - \$ YTD Actual to Budget - Services Delivered, 01 Aug 2017 To 31 Aug 2017, Monitor
KPI - \$ YTD Actual to Budget - Services Delivered, 01 May 2020 To 31 May 2020, OnTrack
KPI - \$ YTD Actual to Budget - Services Delivered, 01 Oct 2018 To 31 Oct 2018, OnTrack
KPI - \$ YTD Actual to Budget - Services Delivered, 01 May 2019 To 31 May 2019, OnTrack
KPI - \$ YTD Actual to Budget - Services Delivered, 01 Jan 2020 To 31 Jan 2020, OnTrack
KPI - \$ YTD Actual to Budget - Services Delivered, 01 Jun 2022 To 30 Jun 2022, OffTrack
KPI - \$ YTD Actual to Budget - Services Delivered, 01 Apr 2022 To 30 Apr 2022, OffTrack
KPI - \$ YTD Actual to Budget - Services Delivered, 01 Jun 2020 To 30 Jun 2020, OnTrack
KPI - \$ YTD Actual to Budget - Services Delivered, 01 Mar 2019 To 31 Mar 2019, OnTrack
KPI - \$ YTD Actual to Budget - Services Delivered, 01 Oct 2020 To 31 Oct 2020, OffTrack
KPI - \$ YTD Actual to Budget - Services Delivered, 01 Jul 2018 To 31 Jul 2018, OffTrack
KPI - \$ YTD Actual to Budget - Services Delivered, 01 Sep 2020 To 30 Sep 2020, OffTrack
KPI - \$ YTD Actual to Budget - Services Delivered, 01 Apr 2021 To 30 Apr 2021, OffTrack
KPI - \$ YTD Actual to Budget - Services Delivered, 01 Jan 2018 To 31 Jan 2018, OffTrack
KPI - \$ YTD Actual to Budget - Services Delivered, 01 May 2021 To 31 May 2021, OffTrack
KPI - \$ YTD Actual to Budget - Services Delivered, 01 Dec 2021 To 31 Dec 2021, OffTrack
KPI - \$ YTD Actual to Budget - Services Delivered, 01 Feb 2020 To 29 Feb 2020, OnTrack
KPI - \$ YTD Actual to Budget - Services Delivered, 01 Jun 2018 To 30 Jun 2018, OffTrack
KPI - \$ YTD Actual to Budget - Services Delivered, 01 Oct 2017 To 31 Oct 2017, Monitor
KPI - \$ YTD Actual to Budget - Services Delivered, 01 Mar 2018 To 31 Mar 2018, OffTrack
KPI - \$ YTD Actual to Budget - Services Delivered, 01 Jan 2022 To 31 Jan 2022, OffTrack
KPI - \$ YTD Actual to Budget - Services Delivered, 01 Sep 2017 To 30 Sep 2017, Monitor
KPI - \$ YTD Actual to Budget - Services Delivered, 01 Nov 2021 To 30 Nov 2021, OffTrack
KPI - \$ YTD Actual to Budget - Services Delivered, 01 May 2018 To 31 May 2018, OffTrack
KPI - \$ YTD Actual to Budget - Services Delivered, 01 Mar 2021 To 31 Mar 2021, OffTrack
KPI - \$ YTD Actual to Budget - Services Delivered, 01 Jul 2021 To 31 Jul 2021, OffTrack
KPI - \$ YTD Actual to Budget - Services Delivered, 01 Dec 2019 To 31 Dec 2019, OnTrack
KPI - \$ YTD Actual to Budget - Services Delivered, 01 Sep 2019 To 30 Sep 2019, OffTrack
KPI - \$ YTD Actual to Budget - Services Delivered, 01 Jun 2019 To 30 Jun 2019, OnTrack
KPI - \$ YTD Actual to Budget - Services Delivered, 01 Jan 2019 To 31 Jan 2019, OnTrack
KPI - \$ YTD Actual to Budget - Services Delivered, 01 Jul 2020 To 31 Jul 2020, OffTrack

KPI - \$ YTD Actual to Budget - Services Delivered, 01 Nov 2018 To 30 Nov 2018, OnTrack
KPI - \$ YTD Actual to Budget - Services Delivered, 01 Apr 2018 To 30 Apr 2018, OffTrack
KPI - \$ YTD Actual to Budget - Services Delivered, 01 Sep 2021 To 30 Sep 2021, OffTrack
KPI - \$ YTD Actual to Budget - Services Delivered, 01 Nov 2017 To 30 Nov 2017, Monitor
KPI - \$ YTD Actual to Budget - Services Delivered, 01 Dec 2018 To 31 Dec 2018, OnTrack
KPI - \$ YTD Actual to Budget - Services Delivered, 01 Feb 2018 To 28 Feb 2018, OffTrack
KPI - \$ YTD Actual to Budget - Services Delivered, 01 Mar 2020 To 31 Mar 2020, OnTrack
KPI - \$ YTD Actual to Budget - Services Delivered, 01 Apr 2020 To 30 Apr 2020, OnTrack
KPI - \$ YTD Actual to Budget - Services Delivered, 01 Oct 2021 To 31 Oct 2021, OffTrack
KPI - \$ YTD Actual to Budget - Services Delivered, 01 Dec 2020 To 31 Dec 2020, OffTrack
KPI - \$ YTD Actual to Budget - Services Delivered, 01 Aug 2019 To 31 Aug 2019, OffTrack
KPI - \$ YTD Actual to Budget - Services Delivered, 01 Jan 2021 To 31 Jan 2021, OffTrack
KPI - \$ YTD Actual to Budget - Services Delivered, 01 May 2022 To 31 May 2022, OffTrack
KPI - \$ YTD Actual to Budget - Services Delivered, 01 Sep 2018 To 30 Sep 2018, OffTrack
KPI - \$ YTD Actual to Budget - Services Delivered, 01 Feb 2022 To 28 Feb 2022, OffTrack
KPI - \$ YTD Actual to Budget - Services Delivered, 01 Jul 2019 To 31 Jul 2019, OffTrack
KPI - \$ YTD Actual to Budget - Services Delivered, 01 Feb 2019 To 28 Feb 2019, OnTrack
KPI - \$ YTD Actual to Budget - Services Delivered, 01 Apr 2019 To 30 Apr 2019, OnTrack
KPI - \$ YTD Actual to Budget - Services Delivered, 01 Dec 2017 To 31 Dec 2017, OffTrack
KPI - \$ YTD Actual to Budget - Services Delivered, 01 Feb 2021 To 28 Feb 2021, OffTrack
KPI - \$ YTD Actual to Budget - Services Delivered, 01 Aug 2021 To 31 Aug 2021, OffTrack
KPI - \$ YTD Actual to Budget - Services Delivered, 01 Aug 2018 To 31 Aug 2018, OffTrack
KPI - \$ YTD Actual to Budget - Services Delivered, 01 Nov 2020 To 30 Nov 2020, OffTrack
KPI - \$ YTD Actual to Budget - Services Delivered, 01 Jul 2017 To 31 Jul 2017, Monitor
KPI - \$ YTD Actual to Budget - Services Delivered, 01 Oct 2019 To 31 Oct 2019, OnTrack
KPI - \$ YTD Actual to Budget - Services Delivered, 01 Jun 2021 To 30 Jun 2021, OffTrack
KPI - \$ YTD Actual to Budget - Services Delivered, 01 Nov 2019 To 30 Nov 2019, OnTrack
KPI - \$ YTD Actual to Budget - Services Delivered, 01 Mar 2022 To 31 Mar 2022, OffTrack
KPI - \$ YTD Actual to Budget - Services Delivered, 01 Aug 2020 To 31 Aug 2020, OffTrack
KPI - \$ YTD Actual to Budget - Services Delivered, 01 Aug 2017 To 31 Aug 2017, Monitor
KPI - \$ YTD Actual to Budget - Services Delivered, 01 May 2020 To 31 May 2020, OnTrack
KPI - \$ YTD Actual to Budget - Services Delivered, 01 Oct 2018 To 31 Oct 2018, OnTrack
KPI - \$ YTD Actual to Budget - Services Delivered, 01 May 2019 To 31 May 2019, OnTrack
KPI - \$ YTD Actual to Budget - Services Delivered, 01 Jan 2020 To 31 Jan 2020, OnTrack

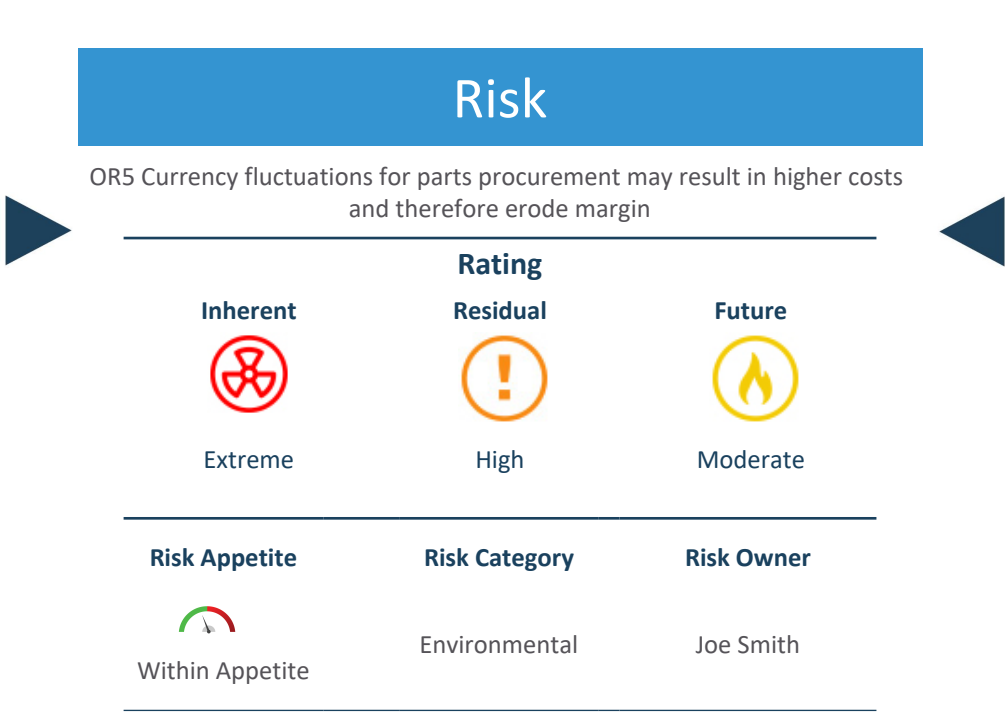
KPI - \$ YTD Actual to Budget - Services Delivered, 01 Jun 2022 To 30 Jun 2022, OffTrack
KPI - \$ YTD Actual to Budget - Services Delivered, 01 Apr 2022 To 30 Apr 2022, OffTrack
KPI - \$ YTD Actual to Budget - Services Delivered, 01 Jun 2020 To 30 Jun 2020, OnTrack
KPI - \$ YTD Actual to Budget - Services Delivered, 01 Mar 2019 To 31 Mar 2019, OnTrack
KPI - \$ YTD Actual to Budget - Services Delivered, 01 Oct 2020 To 31 Oct 2020, OffTrack
KPI - \$ YTD Actual to Budget - Services Delivered, 01 Jul 2018 To 31 Jul 2018, OffTrack
KPI - \$ YTD Actual to Budget - Services Delivered, 01 Sep 2020 To 30 Sep 2020, OffTrack
KPI - \$ YTD Actual to Budget - Services Delivered, 01 Apr 2021 To 30 Apr 2021, OffTrack
KPI - \$ YTD Actual to Budget - Services Delivered, 01 Jan 2018 To 31 Jan 2018, OffTrack
KPI - \$ YTD Actual to Budget - Services Delivered, 01 May 2021 To 31 May 2021, OffTrack
KPI - \$ YTD Actual to Budget - Services Delivered, 01 Dec 2021 To 31 Dec 2021, OffTrack
KPI - \$ YTD Actual to Budget - Services Delivered, 01 Feb 2020 To 29 Feb 2020, OnTrack
KPI - \$ YTD Actual to Budget - Services Delivered, 01 Jun 2018 To 30 Jun 2018, OffTrack
KPI - \$ YTD Actual to Budget - Services Delivered, 01 Oct 2017 To 31 Oct 2017, Monitor
KPI - \$ YTD Actual to Budget - Services Delivered, 01 Mar 2018 To 31 Mar 2018, OffTrack
KPI - \$ YTD Actual to Budget - Services Delivered, 01 Jan 2022 To 31 Jan 2022, OffTrack
KPI - \$ YTD Actual to Budget - Services Delivered, 01 Sep 2017 To 30 Sep 2017, Monitor
KPI - \$ YTD Actual to Budget - Services Delivered, 01 Nov 2021 To 30 Nov 2021, OffTrack
KPI - \$ YTD Actual to Budget - Services Delivered, 01 May 2018 To 31 May 2018, OffTrack
KPI - \$ YTD Actual to Budget - Services Delivered, 01 Mar 2021 To 31 Mar 2021, OffTrack
KPI - \$ YTD Actual to Budget - Services Delivered, 01 Jul 2021 To 31 Jul 2021, OffTrack
KPI - \$ YTD Actual to Budget - Services Delivered, 01 Dec 2019 To 31 Dec 2019, OnTrack
KPI - \$ YTD Actual to Budget - Services Delivered, 01 Sep 2019 To 30 Sep 2019, OffTrack
KPI - \$ YTD Actual to Budget - Services Delivered, 01 Jun 2019 To 30 Jun 2019, OnTrack
KPI - \$ YTD Actual to Budget - Services Delivered, 01 Jan 2019 To 31 Jan 2019, OnTrack
KPI - \$ YTD Actual to Budget - Services Delivered, 01 Jul 2020 To 31 Jul 2020, OffTrack
KPI - \$ YTD Actual to Budget - Services Delivered, 01 Nov 2018 To 30 Nov 2018, OnTrack
KPI - \$ YTD Actual to Budget - Services Delivered, 01 Apr 2018 To 30 Apr 2018, OffTrack
KPI - \$ YTD Actual to Budget - Services Delivered, 01 Sep 2021 To 30 Sep 2021, OffTrack
KPI - \$ YTD Actual to Budget - Services Delivered, 01 Nov 2017 To 30 Nov 2017, Monitor
KPI - \$ YTD Actual to Budget - Services Delivered, 01 Dec 2018 To 31 Dec 2018, OnTrack
KPI - \$ YTD Actual to Budget - Services Delivered, 01 Feb 2018 To 28 Feb 2018, OffTrack
KPI - \$ YTD Actual to Budget - Services Delivered, 01 Mar 2020 To 31 Mar 2020, OnTrack
KPI - \$ YTD Actual to Budget - Services Delivered, 01 Apr 2020 To 30 Apr 2020, OnTrack

KPI - \$ YTD Actual to Budget - Services Delivered, 01 Oct 2021 To 31 Oct 2021, OffTrack
KPI - \$ YTD Actual to Budget - Services Delivered, 01 Dec 2020 To 31 Dec 2020, OffTrack
KPI - \$ YTD Actual to Budget - Services Delivered, 01 Aug 2019 To 31 Aug 2019, OffTrack
KPI - \$ YTD Actual to Budget - Services Delivered, 01 Jan 2021 To 31 Jan 2021, OffTrack
KPI - \$ YTD Actual to Budget - Services Delivered, 01 May 2022 To 31 May 2022, OffTrack
KPI - \$ YTD Actual to Budget - Services Delivered, 01 Sep 2018 To 30 Sep 2018, OffTrack
KPI - \$ YTD Actual to Budget - Services Delivered, 01 Feb 2022 To 28 Feb 2022, OffTrack
KPI - \$ YTD Actual to Budget - Services Delivered, 01 Jul 2019 To 31 Jul 2019, OffTrack
KPI - \$ YTD Actual to Budget - Services Delivered, 01 Feb 2019 To 28 Feb 2019, OnTrack
KPI - \$ YTD Actual to Budget - Services Delivered, 01 Apr 2019 To 30 Apr 2019, OnTrack
KPI - \$ YTD Actual to Budget - Services Delivered, 01 Dec 2017 To 31 Dec 2017, OffTrack
KPI - \$ YTD Actual to Budget - Services Delivered, 01 Feb 2021 To 28 Feb 2021, OffTrack
KPI - \$ YTD Actual to Budget - Services Delivered, 01 Aug 2021 To 31 Aug 2021, OffTrack
KPI - \$ YTD Actual to Budget - Services Delivered, 01 Aug 2018 To 31 Aug 2018, OffTrack
KPI - \$ YTD Actual to Budget - Services Delivered, 01 Nov 2020 To 30 Nov 2020, OffTrack
KPI - \$ YTD Actual to Budget - Services Delivered, 01 Jul 2017 To 31 Jul 2017, Monitor
KPI - \$ YTD Actual to Budget - Services Delivered, 01 Oct 2019 To 31 Oct 2019, OnTrack
KPI - \$ YTD Actual to Budget - Services Delivered, 01 Jun 2021 To 30 Jun 2021, OffTrack
KPI - \$ YTD Actual to Budget - Services Delivered, 01 Nov 2019 To 30 Nov 2019, OnTrack
KPI - \$ YTD Actual to Budget - Services Delivered, 01 Mar 2022 To 31 Mar 2022, OffTrack
KPI - \$ YTD Actual to Budget - Services Delivered, 01 Aug 2020 To 31 Aug 2020, OffTrack
KPI - \$ YTD Actual to Budget - Services Delivered, 01 Aug 2017 To 31 Aug 2017, Monitor
KPI - \$ YTD Actual to Budget - Services Delivered, 01 May 2020 To 31 May 2020, OnTrack
KPI - \$ YTD Actual to Budget - Services Delivered, 01 Oct 2018 To 31 Oct 2018, OnTrack
KPI - \$ YTD Actual to Budget - Services Delivered, 01 May 2019 To 31 May 2019, OnTrack
KPI - \$ YTD Actual to Budget - Services Delivered, 01 Jan 2020 To 31 Jan 2020, OnTrack
KPI - \$ YTD Actual to Budget - Services Delivered, 01 Jun 2022 To 30 Jun 2022, OffTrack
KPI - \$ YTD Actual to Budget - Services Delivered, 01 Apr 2022 To 30 Apr 2022, OffTrack
KPI - \$ YTD Actual to Budget - Services Delivered, 01 Jun 2020 To 30 Jun 2020, OnTrack
KPI - \$ YTD Actual to Budget - Services Delivered, 01 Mar 2019 To 31 Mar 2019, OnTrack
KPI - \$ YTD Actual to Budget - Services Delivered, 01 Oct 2020 To 31 Oct 2020, OffTrack
KPI - \$ YTD Actual to Budget - Services Delivered, 01 Jul 2018 To 31 Jul 2018, OffTrack
KPI - \$ YTD Actual to Budget - Services Delivered, 01 Sep 2020 To 30 Sep 2020, OffTrack
KPI - \$ YTD Actual to Budget - Services Delivered, 01 Apr 2021 To 30 Apr 2021, OffTrack

KPI - \$ YTD Actual to Budget - Services Delivered, 01 Jan 2018 To 31 Jan 2018, OffTrack
KPI - \$ YTD Actual to Budget - Services Delivered, 01 May 2021 To 31 May 2021, OffTrack
KPI - \$ YTD Actual to Budget - Services Delivered, 01 Dec 2021 To 31 Dec 2021, OffTrack
KPI - \$ YTD Actual to Budget - Services Delivered, 01 Feb 2020 To 29 Feb 2020, OnTrack
KPI - \$ YTD Actual to Budget - Services Delivered, 01 Jun 2018 To 30 Jun 2018, OffTrack
KPI - \$ YTD Actual to Budget - Services Delivered, 01 Oct 2017 To 31 Oct 2017, Monitor
KPI - \$ YTD Actual to Budget - Services Delivered, 01 Mar 2018 To 31 Mar 2018, OffTrack
KPI - \$ YTD Actual to Budget - Services Delivered, 01 Jan 2022 To 31 Jan 2022, OffTrack
KPI - \$ YTD Actual to Budget - Services Delivered, 01 Sep 2017 To 30 Sep 2017, Monitor
KPI - \$ YTD Actual to Budget - Services Delivered, 01 Nov 2021 To 30 Nov 2021, OffTrack
KPI - \$ YTD Actual to Budget - Services Delivered, 01 May 2018 To 31 May 2018, OffTrack
KPI - \$ YTD Actual to Budget - Services Delivered, 01 Mar 2021 To 31 Mar 2021, OffTrack
KPI - \$ YTD Actual to Budget - Services Delivered, 01 Jul 2021 To 31 Jul 2021, OffTrack
KPI - \$ YTD Actual to Budget - Services Delivered, 01 Dec 2019 To 31 Dec 2019, OnTrack
KPI - \$ YTD Actual to Budget - Services Delivered, 01 Sep 2019 To 30 Sep 2019, OffTrack
KPI - \$ YTD Actual to Budget - Services Delivered, 01 Jun 2019 To 30 Jun 2019, OnTrack
KPI - \$ YTD Actual to Budget - Services Delivered, 01 Jan 2019 To 31 Jan 2019, OnTrack
KPI - \$ YTD Actual to Budget - Services Delivered, 01 Jul 2020 To 31 Jul 2020, OffTrack
KPI - \$ YTD Actual to Budget - Services Delivered, 01 Nov 2018 To 30 Nov 2018, OnTrack
KPI - \$ YTD Actual to Budget - Services Delivered, 01 Apr 2018 To 30 Apr 2018, OffTrack
KPI - \$ YTD Actual to Budget - Services Delivered, 01 Sep 2021 To 30 Sep 2021, OffTrack
KPI - \$ YTD Actual to Budget - Services Delivered, 01 Nov 2017 To 30 Nov 2017, Monitor
KPI - \$ YTD Actual to Budget - Services Delivered, 01 Dec 2018 To 31 Dec 2018, OnTrack
KPI - \$ YTD Actual to Budget - Services Delivered, 01 Feb 2018 To 28 Feb 2018, OffTrack
KPI - \$ YTD Actual to Budget - Services Delivered, 01 Mar 2020 To 31 Mar 2020, OnTrack
KPI - \$ YTD Actual to Budget - Services Delivered, 01 Apr 2020 To 30 Apr 2020, OnTrack
KPI - \$ YTD Actual to Budget - Services Delivered, 01 Oct 2021 To 31 Oct 2021, OffTrack
KPI - \$ YTD Actual to Budget - Services Delivered, 01 Dec 2020 To 31 Dec 2020, OffTrack
KPI - \$ YTD Actual to Budget - Services Delivered, 01 Aug 2019 To 31 Aug 2019, OffTrack
KPI - \$ YTD Actual to Budget - Services Delivered, 01 Jan 2021 To 31 Jan 2021, OffTrack
KPI - \$ YTD Actual to Budget - Services Delivered, 01 May 2022 To 31 May 2022, OffTrack
KPI - \$ YTD Actual to Budget - Services Delivered, 01 Sep 2018 To 30 Sep 2018, OffTrack
KPI - \$ YTD Actual to Budget - Services Delivered, 01 Feb 2022 To 28 Feb 2022, OffTrack
KPI - \$ YTD Actual to Budget - Services Delivered, 01 Jul 2019 To 31 Jul 2019, OffTrack

KPI - \$ YTD Actual to Budget - Services Delivered, 01 Feb 2019 To 28 Feb 2019, OnTrack
KPI - \$ YTD Actual to Budget - Services Delivered, 01 Apr 2019 To 30 Apr 2019, OnTrack
KPI - \$ YTD Actual to Budget - Services Delivered, 01 Dec 2017 To 31 Dec 2017, OffTrack
KPI - \$ YTD Actual to Budget – Value of Approved Work, 01 Mar 2019 To 31 Mar 2019, OffTrack
KPI - \$ YTD Actual to Budget – Value of Approved Work, 01 May 2018 To 31 May 2018, OnTrack
KPI - \$ YTD Actual to Budget – Value of Approved Work, 01 Oct 2018 To 31 Oct 2018, OnTrack
KPI - \$ YTD Actual to Budget – Value of Approved Work, 01 Apr 2020 To 30 Apr 2020, OffTrack
KPI - \$ YTD Actual to Budget – Value of Approved Work, 01 Dec 2017 To 31 Dec 2017, OnTrack
KPI - \$ YTD Actual to Budget – Value of Approved Work, 01 May 2021 To 31 May 2021, OnTrack
KPI - \$ YTD Actual to Budget – Value of Approved Work, 01 Jul 2019 To 31 Jul 2019, OnTrack
KPI - \$ YTD Actual to Budget – Value of Approved Work, 01 Oct 2017 To 31 Oct 2017, OffTrack
KPI - \$ YTD Actual to Budget – Value of Approved Work, 01 Jun 2021 To 30 Jun 2021, OffTrack
KPI - \$ YTD Actual to Budget – Value of Approved Work, 01 Aug 2020 To 31 Aug 2020, OffTrack
KPI - \$ YTD Actual to Budget – Value of Approved Work, 01 Jun 2018 To 30 Jun 2018, OnTrack
KPI - \$ YTD Actual to Budget – Value of Approved Work, 01 Sep 2018 To 30 Sep 2018, OnTrack
KPI - \$ YTD Actual to Budget – Value of Approved Work, 01 May 2019 To 31 May 2019, OffTrack
KPI - \$ YTD Actual to Budget – Value of Approved Work, 01 Jan 2021 To 31 Jan 2021, OffTrack

Causes	
ID	Description
1	Changes in government and legislation
2	Insufficient financial due diligence on target company
3	Failure to monitor critical plant and equipment
4	Miscalculations in the evaluation of financial position
5	No pre-plan methods were adapted

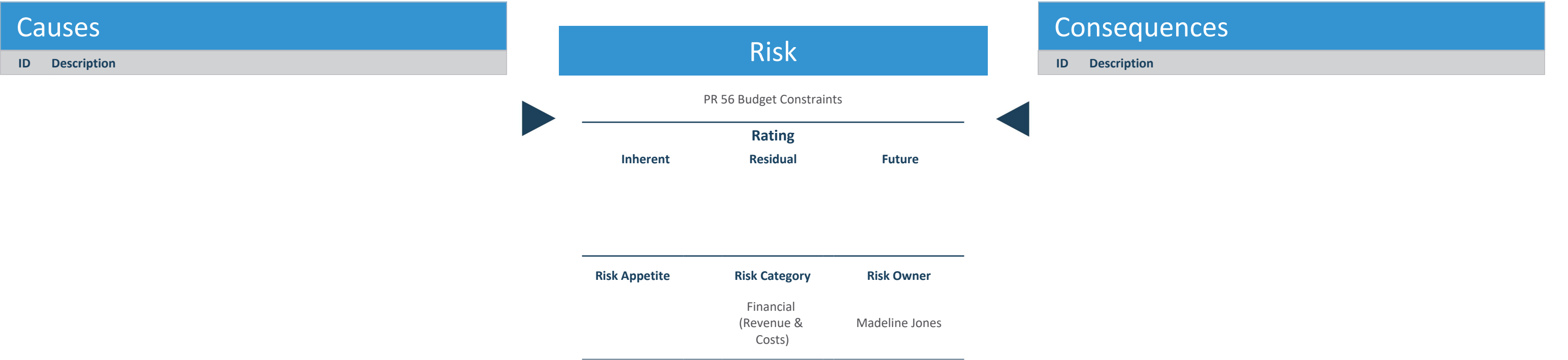


Consequences	
ID	Description

Controls				
Control Title	Control Type	Control Owner	Control Effectiveness	Linked Causes/Consequences ID
Establish a hedge for project costs to protect against currency fluctuations	Corrective	Andrew James	Largely Ineffective	

Risk Treatment Actions			
Action Title	Responsible Officer	Status	Due Date
Extend hedging strategy to include subsidiaries	Andrew James	Completed - 100%	28 Feb, 2017

Related Records	
Risk - SR1 Poor results from company and product acquisitions - Moderate	
Incident - ISS - 1 - IT System Malfunction, 09 Jul 2018	



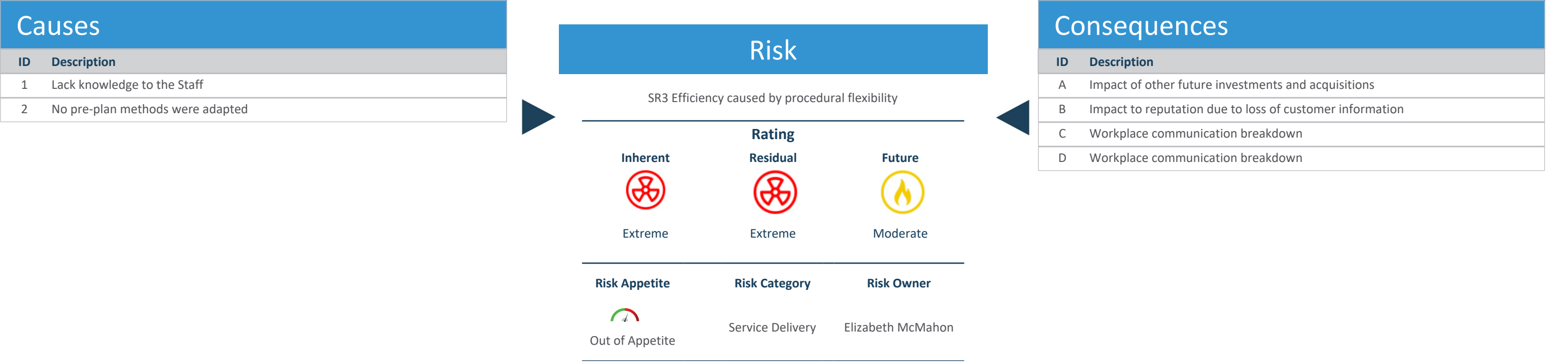
Controls					Risk Treatment Actions			
Control Title	Control Type	Control Owner	Control Effectiveness	Linked Causes/ Consequences ID	Action Title	Responsible Officer	Status	Due Date

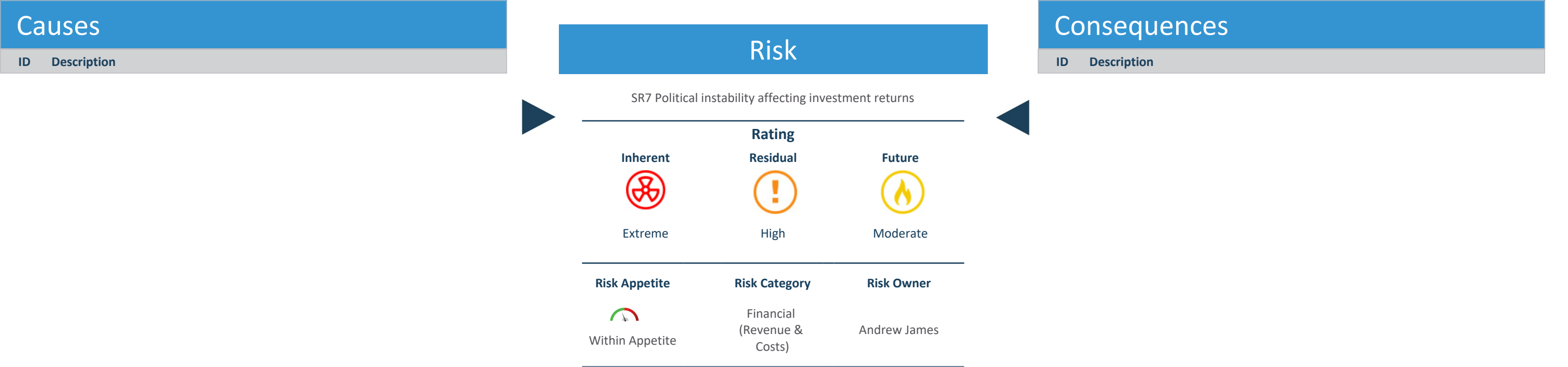
Related Records



Controls					Risk Treatment Actions			
Control Title	Control Type	Control Owner	Control Effectiveness	Linked Causes/ Consequences ID	Action Title	Responsible Officer	Status	Due Date

Related Records



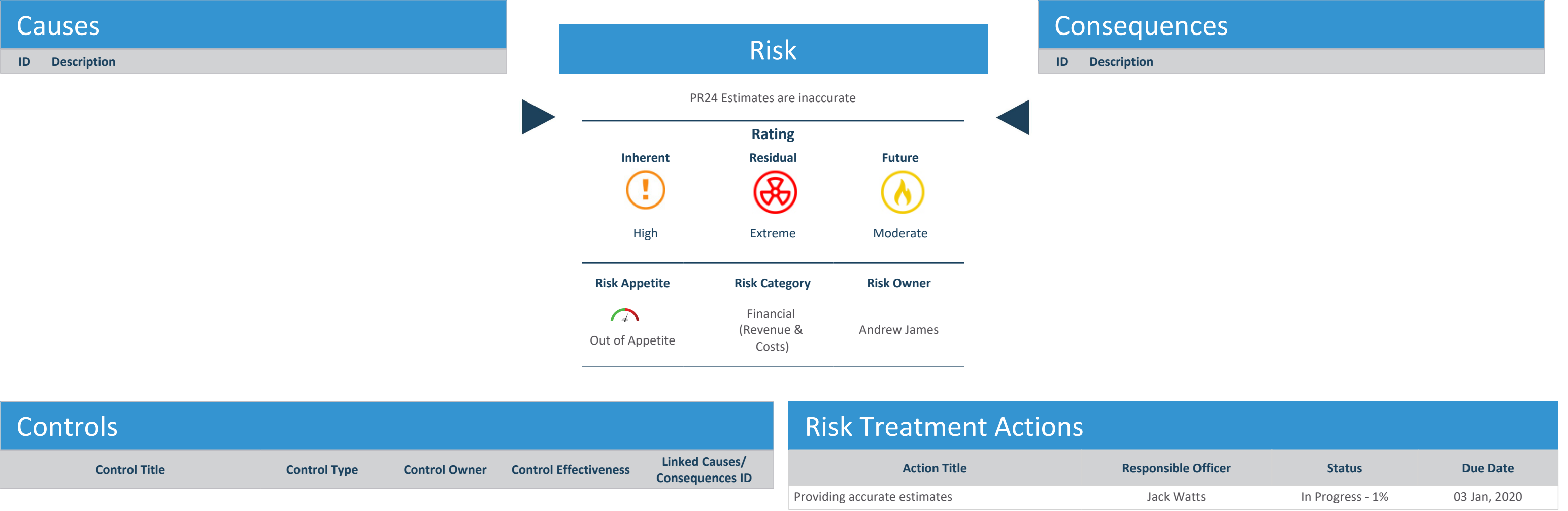


Controls				
Control Title	Control Type	Control Owner	Control Effectiveness	Linked Causes/ Consequences ID
Business wide assessment of money laundering risks	Preventive	Joe Smith	Partially Effective	
Business wide assessment of money laundering risks	Preventive	Joe Smith	Partially Effective	
Review of business wide money laundering policy	Preventive	Joe Smith	Partially Effective	
Review of business wide money laundering policy	Preventive	Joe Smith		

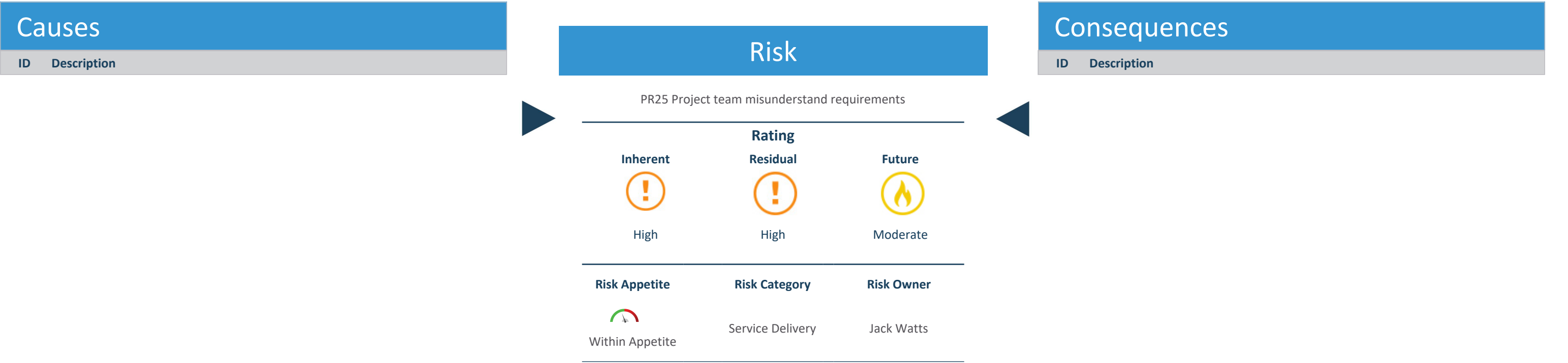
Risk Treatment Actions			
Action Title	Responsible Officer	Status	Due Date
Appoint officer responsible for organisation wide money laundering policy	Andrew James	In Progress - 73%	05 Apr, 2021
Initiate an awareness program	Elizabeth McMahon	Completed - 100%	31 Jan, 2019

Related Records

Hierarchy - Planing Hierarchy > Strategy > Increase brand awareness within new sectors utilising our expertise and track record of success



Related Records



Controls				
Control Title	Control Type	Control Owner	Control Effectiveness	Linked Causes/Consequences ID
Insufficient resources available to perform work	Preventive	Elizabeth McMahon	Partially Effective	
Procedures and guidelines with regard to the work	Corrective	Riccardo Melton	Substantially Effective	

Risk Treatment Actions			
Action Title	Responsible Officer	Status	Due Date
Enlighten the team with the exact requirement.	Andrew James	Completed - 100%	03 Jan, 2020

Related Records



Controls				
Control Title	Control Type	Control Owner	Control Effectiveness	Linked Causes/Consequences ID

Risk Treatment Actions			
Action Title	Responsible Officer	Status	Due Date
Risk action	Andrea West	Completed - 100%	17 Jul, 2021

Related Records

Hierarchy - CEO Dashboard > Level 2 > Key Risks
Hierarchy - Strategic Initiatives > Level 2 > Growth
Hierarchy - Planing Hierarchy > Goal > Business-as-usual facilitating organic growth to deliver \$100 million
Hierarchy - Planing Hierarchy > Goal > Major business growth through focus on new initiatives
Hierarchy - Planing Hierarchy > Goal > An empowered workforce, supported by business systems, enabling service delivery excellence
Hierarchy - Location > Region > Eastern
Hierarchy - CEO Dashboard > Level 2 > Key Metrics
Hierarchy - Location > Global > Global
Hierarchy - CEO Dashboard > Level 2 > Key Priorities
Hierarchy - Location > Territory > APAC
Hierarchy - CEO Dashboard > Level 1 > CEO Dashboard



Controls					Risk Treatment Actions			
Control Title	Control Type	Control Owner	Control Effectiveness	Linked Causes/ Consequences ID	Action Title	Responsible Officer	Status	Due Date

Related Records

Causes	
ID	Description

Risk

Consequences	
ID	Description

PR - 2 Inappropriate overriding of assessing messages

Inherent

High

Rating

High

Future

Moderate

Within Appetite

Risk Category

Service Delivery

Risk Owner

Andrea West

Controls				
Control Title	Control Type	Control Owner	Control Effectiveness	Linked Causes/ Consequences ID

Risk Treatment Actions			
Action Title	Responsible Officer	Status	Due Date

Related Records

Causes	
ID	Description

Risk

Consequences	
ID	Description

PR - 3 Incorrect Assessment of Public Hospital Claims

Inherent

High

Rating

High

Future

Moderate

Within Appetite

Risk Category

Service Delivery

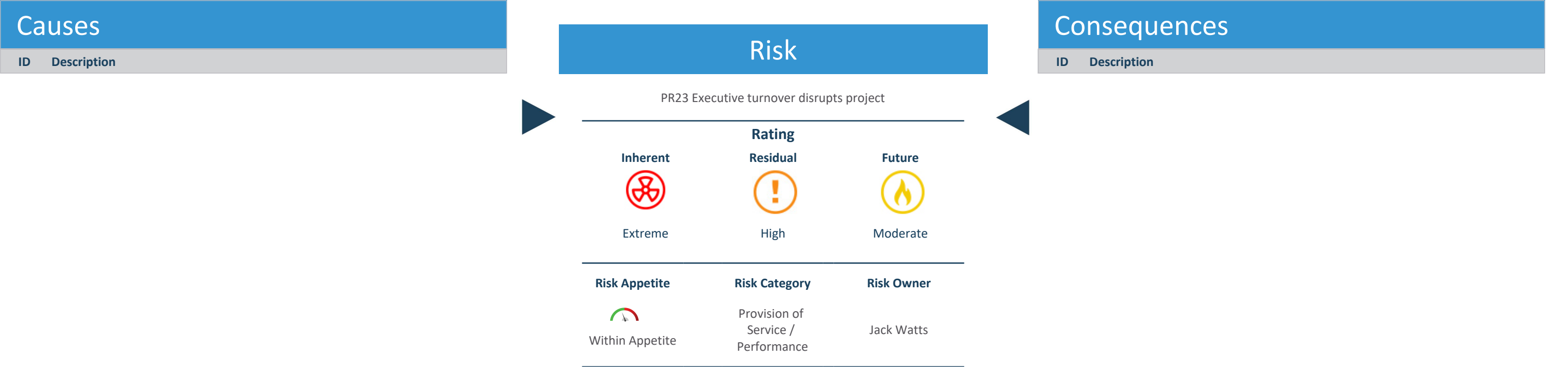
Risk Owner

Andrea West

Controls				
Control Title	Control Type	Control Owner	Control Effectiveness	Linked Causes/ Consequences ID

Risk Treatment Actions			
Action Title	Responsible Officer	Status	Due Date

Related Records



Controls				
Control Title	Control Type	Control Owner	Control Effectiveness	Linked Causes/Consequences ID

Risk Treatment Actions			
Action Title	Responsible Officer	Status	Due Date
Inability to guarantee rebranding success	Andrew James	In Progress - 9%	01 Jun, 2021
Incorrect marketing perception	Michelle Jonas	Completed - 100%	05 Feb, 2021
Marketing resource deficiency	Andrew James	In Progress - 50%	15 Mar, 2021
Reallocation of funds	Michelle Jonas	Completed - 63%	30 Apr, 2021

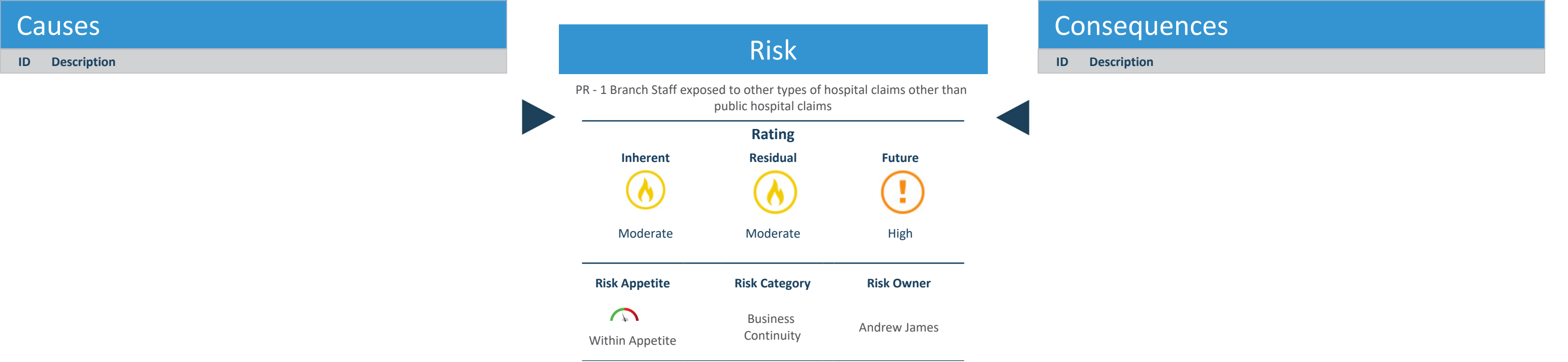
Related Records	
Incident - HAZ - 10 - Lifting matts at pedestrian crossing, 05 Apr 2017	
Incident - BI - 8 - Noted failure to report a fraudulent transaction, 11 Jul 2018	



Controls					Risk Treatment Actions			
Control Title	Control Type	Control Owner	Control Effectiveness	Linked Causes/Consequences ID	Action Title	Responsible Officer	Status	Due Date

Related Records





Controls					Risk Treatment Actions			
Control Title	Control Type	Control Owner	Control Effectiveness	Linked Causes/Consequences ID	Action Title	Responsible Officer	Status	Due Date
E5 permissions only allowing access to public hospital claims	Preventive	Joe Smith	Largely Ineffective					
New HAMBs role set with permissions restricted to public hospital claims	Preventive	Joe Smith	Substantially Effective					

Related Records



Controls

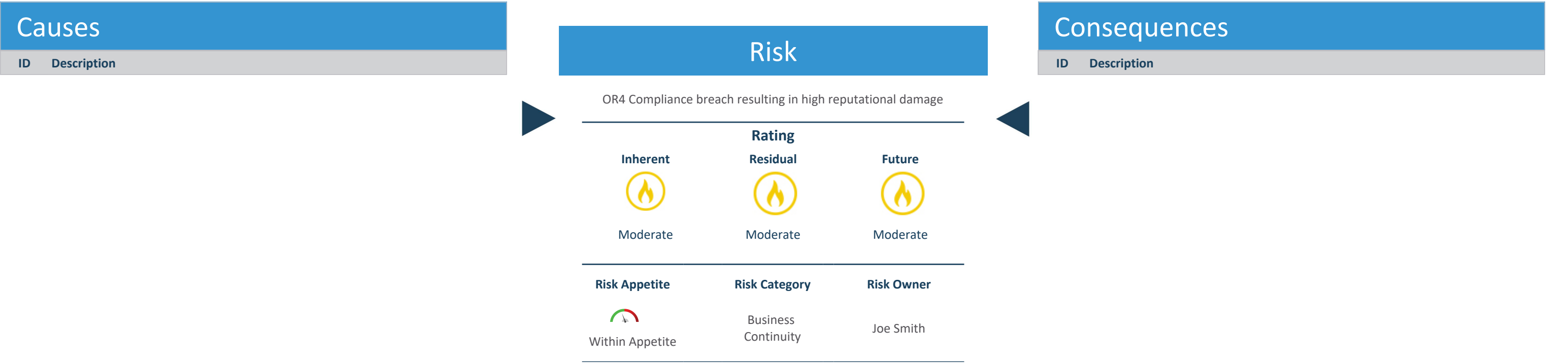
Control Title	Control Type	Control Owner	Control Effectiveness	Linked Causes/ Consequences ID
---------------	--------------	---------------	-----------------------	-----------------------------------

Risk Treatment Actions

Action Title	Responsible Officer	Status	Due Date
--------------	---------------------	--------	----------

Related Records





Controls				
Control Title	Control Type	Control Owner	Control Effectiveness	Linked Causes/Consequences ID
Establish team to liaise with local authority to review delivery routes in advance of road closures	Detective	Jack Watts	Substantially Effective	

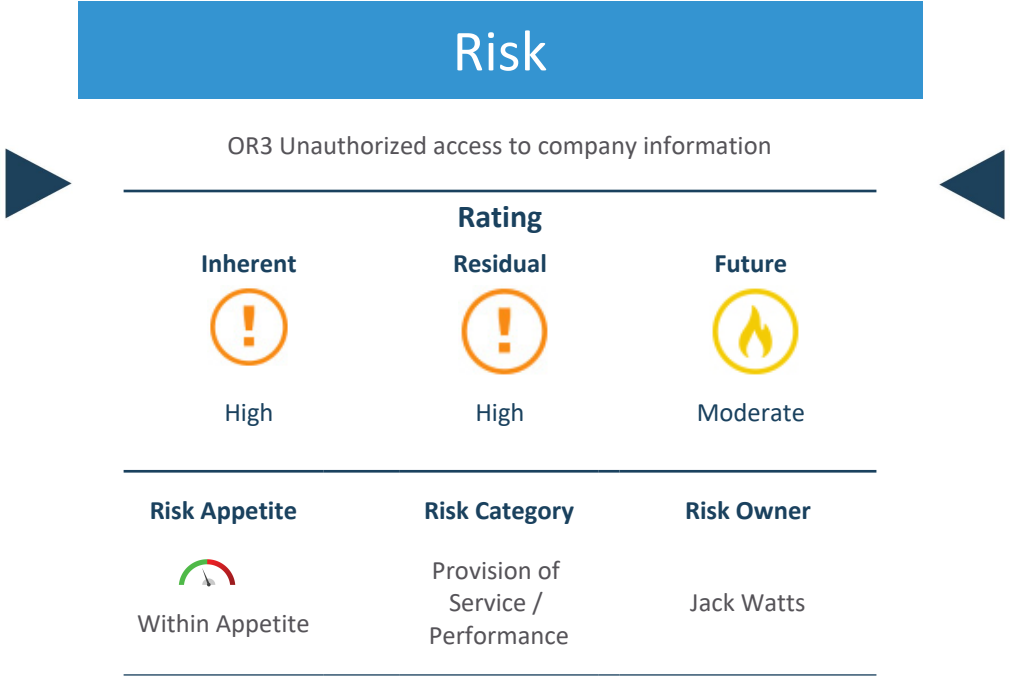
Risk Treatment Actions			
Action Title	Responsible Officer	Status	Due Date
Share logistics data with subsidiaries	Joe Smith	In Progress - 56%	03 Oct, 2018

Related Records

Hierarchy - Dashboard Structure > Level 3 > Operational Risks

Compliances - CMS - 106, Permission to negotiate and place risk with unlicensed insurer, Pending Review

Causes	
ID	Description
1	Insufficient financial due diligence on target company
2	Lack knowledge to the Staff
3	Poor management of invoices. Ineffectively invoicing and not chasing or providing incentives.



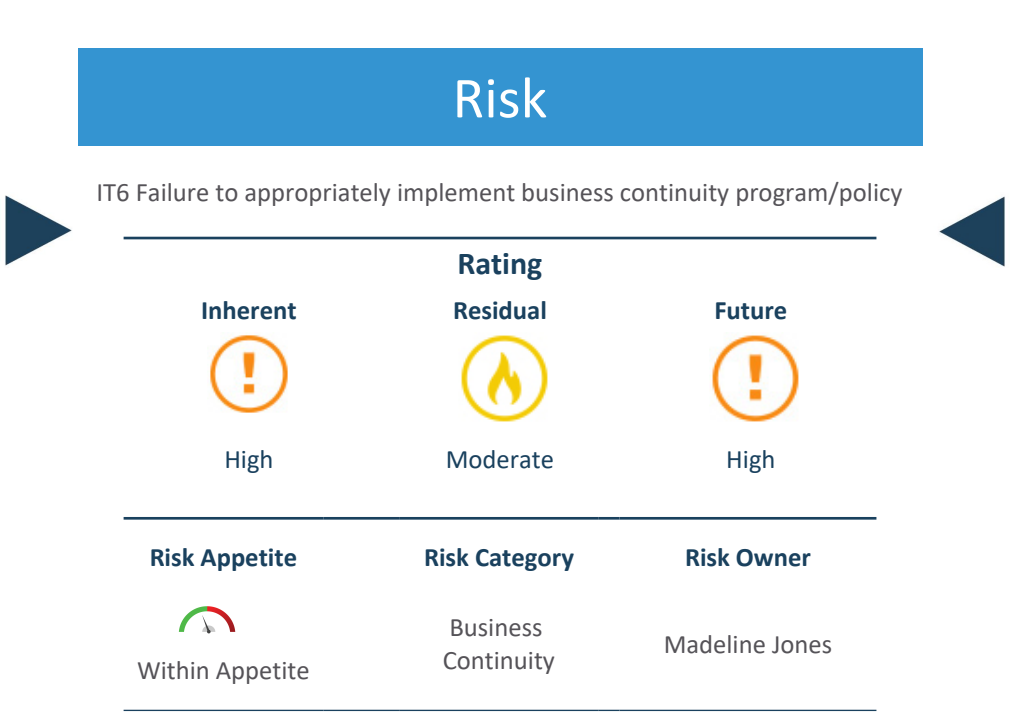
Consequences	
ID	Description
A	Legal repercussions and costs
B	Financial Department and its members lose support.
C	Impact to reputation due to loss of customer information

Controls				
Control Title	Control Type	Control Owner	Control Effectiveness	Linked Causes/Consequences ID
Executive data protection regime	Detective	Elizabeth McMahon	Partially Effective	
Executive data protection regime	Detective	Elizabeth McMahon	Partially Effective	
Maintain a separate server for confidential information.	Preventive	Andrea West	Substantially Effective	
Maintain a separate server for confidential information.	Preventive	Andrea West	Substantially Effective	
Executive data protection regime	Detective	Elizabeth McMahon	Substantially Effective	

Risk Treatment Actions			
Action Title	Responsible Officer	Status	Due Date
Password changes should be system enforced and occur at least every 2 months, with strict password policy in place	Joe Smith	- 0%	24 Jul, 2019
Repeat periodic review and testing in 2 months	Andrew James	In Progress - 45%	07 Jun, 2019

Related Records	
Hierarchy - Dashboard Structure > Level 3 > Operational Risks	
Hierarchy - CEO Dashboard > Level 2 > Key Risks	
Risk - CR1 Failure to achieve legal and regulatory compliance with relevant Australian Standards - Moderate	
Hierarchy - Planing Hierarchy > Outcome > Increased profit margins through business process optimisation	
Incident - INJ - 5 - An senior tech staff was stumbled in the restroom. , 02 Jan 2021	
Incident - INJ - 4 - Tripping injury to member of the staff in breakroom, 16 Jan 2021	
Incident - BI - 1 - A networking device crashes, bringing down several services, 26 Nov 2020	
Incident - BI - 24 - IT System Malfunction, 31 May 2021	
Compliances - CMS - 1150, Overview and application of the data privacy laws, Due for Review	

Causes	
ID	Description
1	Insufficient IT security management
2	Weak project management oversight
3	Reduced enterprise IT support



Consequences	
ID	Description
A	Regulatory violations
B	Disruption to business operations

Controls				
Control Title	Control Type	Control Owner	Control Effectiveness	Linked Causes/Consequences ID
Insufficient resources available to perform work	Preventive	Joe Smith	Substantially Effective	

Risk Treatment Actions			
Action Title	Responsible Officer	Status	Due Date
Build controls into projects	Madeline Jones	In Progress - 10%	14 Aug, 2021

Related Records	
Incident - BI - 1 - A networking device crashes, bringing down several services, 26 Nov 2020	



Causes	
ID	Description
1	Failure to comply with corporate IT policies and controls
2	Reduced enterprise IT support



Risk

IT5 Failure to comply with corporate IT policies and controls

Rating

Inherent

High

Residual

High

Future

Low

Risk Appetite

Within Appetite

Risk Category

Business Continuity

Risk Owner

Andrea West



Consequences	
ID	Description
A	Regulatory violations
B	Multiple “shadow IT” organizations within enterprises, Shadow groups tend to not follow established control procedures

Controls				
Control Title	Control Type	Control Owner	Control Effectiveness	Linked Causes/Consequences ID
Monitor and Control duplicative systems, licensing, and support issues.	Preventive	Andrew James	Substantially Effective	

Risk Treatment Actions			
Action Title	Responsible Officer	Status	Due Date
Engage with an expert consultant for guidance.	Elizabeth McMahon	In Progress - 64%	14 Aug, 2021

Related Records



Controls					Risk Treatment Actions			
Control Title	Control Type	Control Owner	Control Effectiveness	Linked Causes/ Consequences ID	Action Title	Responsible Officer	Status	Due Date

Related Records



Controls					Risk Treatment Actions			
Control Title	Control Type	Control Owner	Control Effectiveness	Linked Causes/Consequences ID	Action Title	Responsible Officer	Status	Due Date

Related Records

Causes	
ID	Description
1	Lack knowledge to the Staff
2	No pre-plan methods were adapted



Risk

PR4 Failure in brand perception and value

Inherent

High

Rating

Moderate

Residual

Moderate

Future

Moderate

Risk Appetite

Within Appetite

Risk Category

Financial
(Revenue & Costs)

Risk Owner

Andrew James



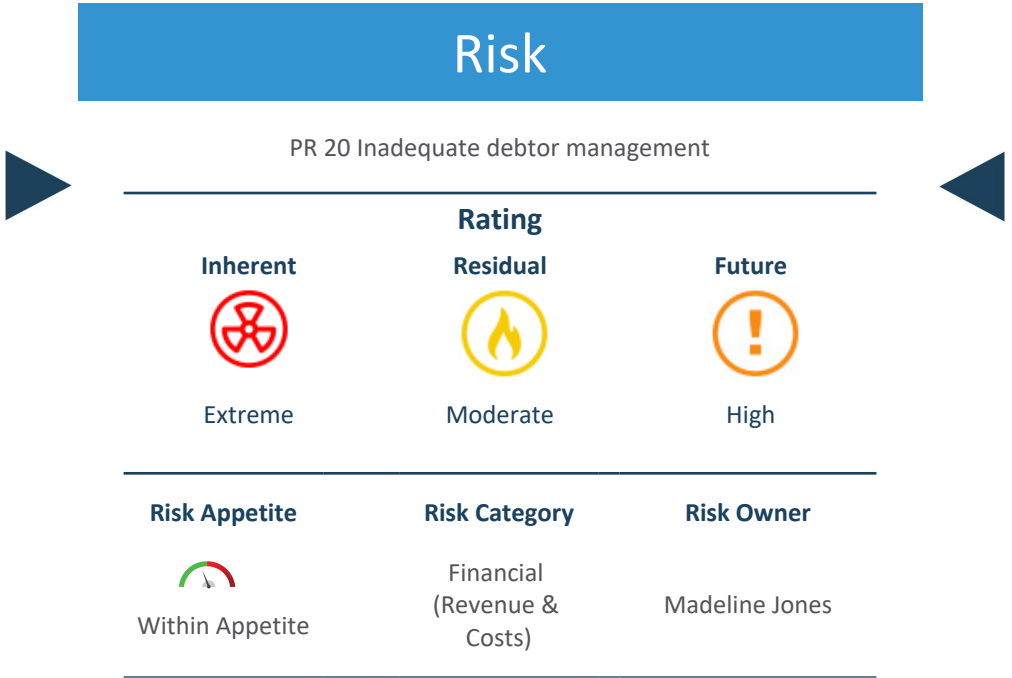
Consequences	
ID	Description
A	Impact to reputation due to loss of customer information
B	Unhappy Clients
C	Workplace communication breakdown

Controls				
Control Title	Control Type	Control Owner	Control Effectiveness	Linked Causes/ Consequences ID
Campaign effectiveness tracking	Detective	Andrew James	Partially Effective	
Campaign effectiveness tracking	Detective	Andrew James	Substantially Effective	
Annual budgeting process and ongoing monitoring to identify variances to expected revenue	Detective	Michelle Jonas	Substantially Effective	

Risk Treatment Actions			
Action Title	Responsible Officer	Status	Due Date

Related Records

Causes	
ID	Description
1	No pre-plan methods were adapted
2	Lack knowledge to the Staff
3	Insufficient financial due diligence on target company

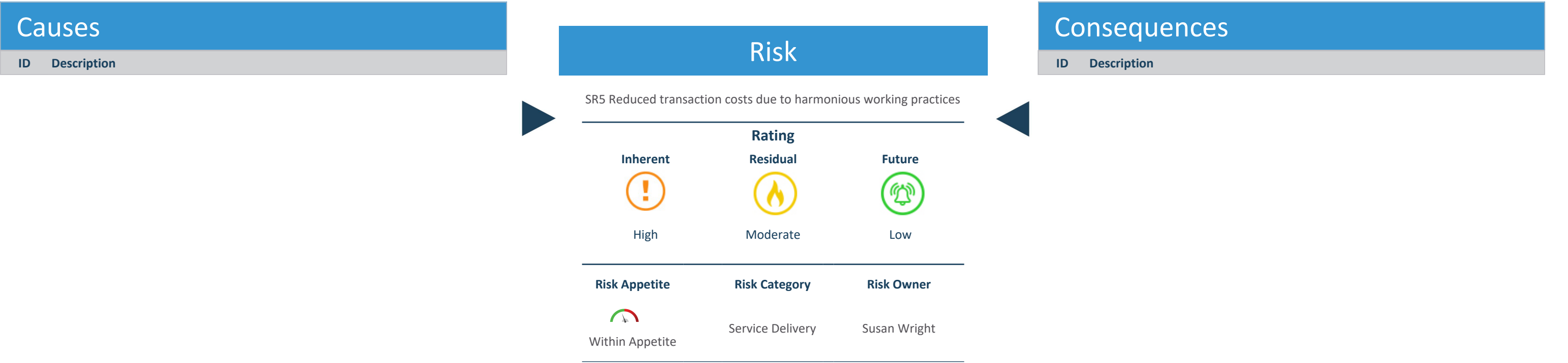


Consequences	
ID	Description
A	Impact to reputation due to loss of customer information
B	Legal repercussions and costs
C	Unhappy Clients
D	Delays
E	Action by regulators

Controls				
Control Title	Control Type	Control Owner	Control Effectiveness	Linked Causes/ Consequences ID

Risk Treatment Actions			
Action Title	Responsible Officer	Status	Due Date

Related Records



Controls					Risk Treatment Actions			
Control Title	Control Type	Control Owner	Control Effectiveness	Linked Causes/Consequences ID	Action Title	Responsible Officer	Status	Due Date

Related Records
Hierarchy - Atlantis Group Hierarchy > Level 3 > Innovation
Hierarchy - Dashboard Structure > Level 3 > Strategic Risks
KPI - # of IP loss incidents, 01 Dec 2021 To 31 Dec 2021, OffTrack
KPI - # of IP loss incidents, 01 Jan 2022 To 31 Jan 2022, OffTrack
KPI - # of IP loss incidents, 01 Sep 2019 To 30 Sep 2019, OnTrack
KPI - # of IP loss incidents, 01 Mar 2022 To 31 Mar 2022, OffTrack
KPI - # of IP loss incidents, 01 Aug 2018 To 31 Aug 2018, OnTrack
KPI - # of IP loss incidents, 01 Oct 2019 To 31 Oct 2019, OnTrack
KPI - # of IP loss incidents, 01 Jun 2021 To 30 Jun 2021, OnTrack
KPI - # of IP loss incidents, 01 Mar 2020 To 31 Mar 2020, OnTrack
KPI - # of IP loss incidents, 01 Nov 2019 To 30 Nov 2019, OffTrack
KPI - # of IP loss incidents, 01 Oct 2018 To 31 Oct 2018, OnTrack

KPI - # of IP loss incidents, 01 Jun 2019 To 30 Jun 2019, OffTrack
KPI - # of IP loss incidents, 01 Jul 2018 To 31 Jul 2018, OnTrack
KPI - # of IP loss incidents, 01 Dec 2018 To 31 Dec 2018, OffTrack
KPI - # of IP loss incidents, 01 May 2022 To 31 May 2022, OffTrack
KPI - # of IP loss incidents, 01 Jan 2020 To 31 Jan 2020, OffTrack
KPI - # of IP loss incidents, 01 Dec 2020 To 31 Dec 2020, OffTrack
KPI - # of IP loss incidents, 01 Jan 2021 To 31 Jan 2021, OnTrack
KPI - # of IP loss incidents, 01 Apr 2022 To 30 Apr 2022, OffTrack
KPI - # of IP loss incidents, 01 Apr 2021 To 30 Apr 2021, OffTrack
KPI - # of IP loss incidents, 01 Mar 2021 To 31 Mar 2021, OffTrack
KPI - # of IP loss incidents, 01 Apr 2019 To 30 Apr 2019, OnTrack
KPI - # of IP loss incidents, 01 Jun 2022 To 30 Jun 2022, OffTrack
KPI - # of IP loss incidents, 01 Jul 2019 To 31 Jul 2019, OnTrack
KPI - # of IP loss incidents, 01 Oct 2021 To 31 Oct 2021, OffTrack
KPI - # of IP loss incidents, 01 Aug 2019 To 31 Aug 2019, OnTrack
KPI - # of IP loss incidents, 01 Aug 2020 To 31 Aug 2020, OffTrack
KPI - # of IP loss incidents, 01 Dec 2019 To 31 Dec 2019, OffTrack
KPI - # of IP loss incidents, 01 Nov 2018 To 30 Nov 2018, OffTrack
KPI - # of IP loss incidents, 01 Feb 2022 To 28 Feb 2022, OffTrack
KPI - # of IP loss incidents, 01 Apr 2020 To 30 Apr 2020, OnTrack
KPI - # of IP loss incidents, 01 Mar 2019 To 31 Mar 2019, OnTrack
KPI - # of IP loss incidents, 01 Feb 2021 To 28 Feb 2021, OffTrack
KPI - # of IP loss incidents, 01 Sep 2018 To 30 Sep 2018, OnTrack
KPI - # of IP loss incidents, 01 Nov 2020 To 30 Nov 2020, OnTrack
KPI - # of IP loss incidents, 01 Jun 2020 To 30 Jun 2020, OffTrack
KPI - # of IP loss incidents, 01 Nov 2021 To 30 Nov 2021, OffTrack
KPI - # of IP loss incidents, 01 Feb 2020 To 29 Feb 2020, OffTrack
KPI - # of IP loss incidents, 01 May 2019 To 31 May 2019, OnTrack
KPI - # of IP loss incidents, 01 Feb 2019 To 28 Feb 2019, OffTrack
KPI - # of IP loss incidents, 01 Jul 2021 To 31 Jul 2021, OffTrack
KPI - # of IP loss incidents, 01 Jul 2020 To 31 Jul 2020, OnTrack
KPI - # of IP loss incidents, 01 Aug 2021 To 31 Aug 2021, OffTrack
KPI - # of IP loss incidents, 01 Jan 2019 To 31 Jan 2019, OffTrack
KPI - # of IP loss incidents, 01 Sep 2021 To 30 Sep 2021, OffTrack

KPI - # of IP loss incidents, 01 May 2020 To 31 May 2020, OnTrack
KPI - # of IP loss incidents, 01 Sep 2020 To 30 Sep 2020, OnTrack
KPI - # of IP loss incidents, 01 May 2021 To 31 May 2021, OnTrack
KPI - # of IP loss incidents, 01 Oct 2020 To 31 Oct 2020, OffTrack



The entire contents of this document are subject to copyright with all rights reserved. All copyrightable text and graphics, the selection, arrangement and presentation of all information and the overall design of the document are the sole and exclusive property of CAMMS. Copyright © 2017 CAMMS. All rights reserved.